



Apportionment Report

TUSCOLA COUNTY

October 2021

Tuscola County 2021 Apportionment Report

Table of Contents

| | |
|--------------------------------------------------------------------|---------|
| Mills Apportioned by the County Board of Commissioners | Page 1 |
| Statement of Taxable Values for Various Taxing Authorities | Page 10 |
| Comparison Charts | Page 14 |
| Ad Valorem Taxes Levied By Government Unit | |
| Akron Township - <i>Village of Akron</i> | Page 16 |
| Almer Township | Page 17 |
| Arbela Township | Page 18 |
| Columbia Township - <i>Village of Unionville</i> | Page 19 |
| Dayton Township | Page 21 |
| Denmark Township - <i>Village of Reese</i> | Page 22 |
| Elkland Township - <i>Village of Cass City</i> | Page 24 |
| Ellington Township | Page 25 |
| Elmwood Township - <i>Village of Gagetown</i> | Page 26 |
| Fairgrove Township - <i>Village of Akron, Village of Fairgrove</i> | Page 27 |
| Fremont Township - <i>Village of Mayville</i> | Page 29 |
| Gilford Township | Page 30 |
| Indianfields Township | Page 31 |
| Juniata Township | Page 32 |
| Kingston Township - <i>Village of Kingston</i> | Page 33 |
| Koylton Township - <i>Village of Kingston</i> | Page 34 |
| Millington Township - <i>Village of Millington</i> | Page 35 |
| Novesta Township | Page 36 |
| Tuscola Township | Page 37 |
| Vassar Township | Page 38 |
| Watertown Township | Page 39 |
| Wells Township | Page 40 |
| Wisner Township | Page 41 |
| City of Caro | Page 42 |
| City of Vassar | Page 43 |
| Compilation of Overall Estimated Tax Revenue | Page 44 |

Tuscola County Millage Rates

| Government Unit School District & Taxable Status | Total Gov't Unit | Total Village | Total Library | Authority Name | Total Authority | Total County | Total School | I.S.D. Name | Total I.S.D. | SET | Total Annual Levy | Total Summer Levy | Total Winter Levy |
|------------------------------------------------------|---------------------|------------------|------------------|-------------------|--------------------|-----------------|-----------------|----------------|-----------------|--------|-------------------------|-------------------------|-------------------------|
| Akron Township | | | | | | | | | | | | | |
| Akron-Fairgrove School District [Non-PRE] | 5.2224 | | 0.7916 | | 0.0000 | 8.3121 | 20.6500 | | 4.2409 | 6.0000 | 45.2170 | 9.9141 | 35.3029 |
| Akron-Fairgrove School District [PRE] | 5.2224 | | 0.7916 | | 0.0000 | 8.3121 | 2.6500 | Tuscola | 4.2409 | 6.0000 | 27.2170 | 9.9141 | 17.3029 |
| Akron-Fairgrove School District [Com. Personal] | 5.2224 | | 0.7916 | | 0.0000 | 8.3121 | 8.6500 | | 4.2409 | 6.0000 | 33.2170 | 9.9141 | 23.3029 |
| Akron-Fairgrove School District [Ind. Personal] | 5.2224 | | 0.7916 | | 0.0000 | 8.3121 | 2.6500 | | 4.2409 | 0.0000 | 21.2170 | 3.9141 | 17.3029 |
| Unionville-Sebewaing School District [Non-PRE] | 5.2224 | | 0.0000 | | 0.0000 | 8.3121 | 23.7200 | | 4.2409 | 6.0000 | 47.4954 | 9.9141 | 37.5813 |
| Unionville-Sebewaing School District [PRE] | 5.2224 | | 0.0000 | | 0.0000 | 8.3121 | 5.7200 | Tuscola | 4.2409 | 6.0000 | 29.4954 | 9.9141 | 19.5813 |
| Unionville-Sebewaing School District [Com. Personal] | 5.2224 | | 0.0000 | | 0.0000 | 8.3121 | 11.7200 | | 4.2409 | 6.0000 | 35.4954 | 9.9141 | 25.5813 |
| Unionville-Sebewaing School District [Ind. Personal] | 5.2224 | | 0.0000 | | 0.0000 | 8.3121 | 5.7200 | | 4.2409 | 0.0000 | 23.4954 | 3.9141 | 19.5813 |
| Almer Charter Township | | | | | | | | | | | | | |
| Akron-Fairgrove School District [Non-PRE] | 3.4430 | | 0.7916 | Caro Transit | 1.9972 | 8.3121 | 20.6500 | | 4.2409 | 6.0000 | 45.4348 | 9.9141 | 35.5207 |
| Akron-Fairgrove School District [PRE] | 3.4430 | | 0.7916 | | 1.9972 | 8.3121 | 2.6500 | Tuscola | 4.2409 | 6.0000 | 27.4348 | 9.9141 | 17.5207 |
| Akron-Fairgrove School District [Com. Personal] | 3.4430 | | 0.7916 | Authority | 1.9972 | 8.3121 | 8.6500 | | 4.2409 | 6.0000 | 33.4348 | 9.9141 | 23.5207 |
| Akron-Fairgrove School District [Ind. Personal] | 3.4430 | | 0.7916 | | 1.9972 | 8.3121 | 2.6500 | | 4.2409 | 0.0000 | 21.4348 | 3.9141 | 17.5207 |
| Caro School District [Non-PRE] | 3.4430 | | 1.4882 | Caro | 1.9972 | 8.3121 | 23.6428 | | 4.2409 | 6.0000 | 49.1242 | 9.9141 | 39.2101 |
| Caro School District [PRE] | 3.4430 | | 1.4882 | Transit | 1.9972 | 8.3121 | 5.6500 | Tuscola | 4.2409 | 6.0000 | 31.1314 | 9.9141 | 21.2173 |
| Caro School District [Com. Personal] | 3.4430 | | 1.4882 | Authority | 1.9972 | 8.3121 | 11.6428 | | 4.2409 | 6.0000 | 37.1242 | 9.9141 | 27.2101 |
| Caro School District [Ind. Personal] | 3.4430 | | 1.4882 | | 1.9972 | 8.3121 | 5.6500 | | 4.2409 | 0.0000 | 25.1314 | 3.9141 | 21.2173 |
| Cass City School District [Non-PRE] | 3.4430 | | 0.0000 | Caro | 1.9972 | 8.3121 | 20.8813 | | 4.2409 | 6.0000 | 44.8745 | 9.9141 | 34.9604 |
| Cass City School District [PRE] | 3.4430 | | 0.0000 | Transit | 1.9972 | 8.3121 | 3.0000 | Tuscola | 4.2409 | 6.0000 | 26.9932 | 9.9141 | 17.0791 |
| Cass City School District [Com. Personal] | 3.4430 | | 0.0000 | Authority | 1.9972 | 8.3121 | 8.8813 | | 4.2409 | 6.0000 | 32.8745 | 9.9141 | 22.9604 |
| Cass City School District [Ind. Personal] | 3.4430 | | 0.0000 | | 1.9972 | 8.3121 | 3.0000 | | 4.2409 | 0.0000 | 20.9932 | 3.9141 | 17.0791 |
| Arbela Township | | | | | | | | | | | | | |
| Frankenmuth School District [Non-PRE] | 3.8224 | | 0.9641 | | 0.0000 | 8.3121 | 22.1800 | | 3.0872 | 6.0000 | 44.3658 | 9.9141 | 34.4517 |
| Frankenmuth School District [PRE] | 3.8224 | | 0.9641 | | 0.0000 | 8.3121 | 4.1800 | Saginaw | 3.0872 | 6.0000 | 26.3658 | 9.9141 | 16.4517 |
| Frankenmuth School District [Com. Personal] | 3.8224 | | 0.9641 | | 0.0000 | 8.3121 | 10.1800 | | 3.0872 | 6.0000 | 32.3658 | 9.9141 | 22.4517 |
| Frankenmuth School District [Ind. Personal] | 3.8224 | | 0.9641 | | 0.0000 | 8.3121 | 4.1800 | | 3.0872 | 0.0000 | 20.3658 | 3.9141 | 16.4517 |
| Millington School District [Non-PRE] | 3.8224 | | 0.9641 | | 0.0000 | 8.3121 | 20.9459 | | 4.2409 | 6.0000 | 44.2854 | 9.9141 | 34.3713 |
| Millington School District [PRE] | 3.8224 | | 0.9641 | | 0.0000 | 8.3121 | 2.9459 | Tuscola | 4.2409 | 6.0000 | 26.2854 | 9.9141 | 16.3713 |
| Millington School District [Com. Personal] | 3.8224 | | 0.9641 | | 0.0000 | 8.3121 | 8.9459 | | 4.2409 | 6.0000 | 32.2854 | 9.9141 | 22.3713 |
| Millington School District [Ind. Personal] | 3.8224 | | 0.9641 | | 0.0000 | 8.3121 | 2.9459 | | 4.2409 | 0.0000 | 20.2854 | 3.9141 | 16.3713 |
| Vassar School District [Non-PRE] | 3.8224 | | 0.9641 | | 0.0000 | 8.3121 | 20.8741 | | 4.2409 | 6.0000 | 44.2136 | 9.9141 | 34.2995 |
| Vassar School District [PRE] | 3.8224 | | 0.9641 | | 0.0000 | 8.3121 | 3.0000 | Tuscola | 4.2409 | 6.0000 | 26.3395 | 9.9141 | 16.4254 |
| Vassar School District [Com. Personal] | 3.8224 | | 0.9641 | | 0.0000 | 8.3121 | 8.8741 | | 4.2409 | 6.0000 | 32.2136 | 9.9141 | 22.2995 |
| Vassar School District [Ind. Personal] | 3.8224 | | 0.9641 | | 0.0000 | 8.3121 | 3.0000 | | 4.2409 | 0.0000 | 20.3395 | 3.9141 | 16.4254 |

Tuscola County Millage Rates

| Government Unit School District & Taxable Status | Total Gov't Unit | Total Village | Total Library | Authority Name | Total Authority | Total County | Total School | I.S.D. Name | Total I.S.D. | SET | Total Annual Levy | Total Summer Levy | Total Winter Levy |
|------------------------------------------------------|---------------------|------------------|------------------|-------------------|--------------------|-----------------|-----------------|----------------|-----------------|--------|-------------------------|-------------------------|-------------------------|
| Columbia Township | | | | | | | | | | | | | |
| Owendale-Gagetown School District [Non-PRE] | 6.3912 | | 0.0000 | | 0.0000 | 8.3121 | 20.1300 | | 4.8886 | 6.0000 | 45.7219 | 9.9141 | 35.8078 |
| Owendale-Gagetown School District [PRE] | 6.3912 | | 0.0000 | | 0.0000 | 8.3121 | 2.1300 | Huron | 4.8886 | 6.0000 | 27.7219 | 9.9141 | 17.8078 |
| Owendale-Gagetown School District [Com. Personal] | 6.3912 | | 0.0000 | | 0.0000 | 8.3121 | 8.1300 | | 4.8886 | 6.0000 | 33.7219 | 9.9141 | 23.8078 |
| Owendale-Gagetown School District [Ind. Personal] | 6.3912 | | 0.0000 | | 0.0000 | 8.3121 | 2.1300 | | 4.8886 | 0.0000 | 21.7219 | 3.9141 | 17.8078 |
| Akron-Fairgrove School District [Non-PRE] | 6.3912 | | 0.7916 | | 0.0000 | 8.3121 | 20.6500 | | 4.2409 | 6.0000 | 46.3858 | 9.9141 | 36.4717 |
| Akron-Fairgrove School District [PRE] | 6.3912 | | 0.7916 | | 0.0000 | 8.3121 | 2.6500 | Tuscola | 4.2409 | 6.0000 | 28.3858 | 9.9141 | 18.4717 |
| Akron-Fairgrove School District [Com. Personal] | 6.3912 | | 0.7916 | | 0.0000 | 8.3121 | 8.6500 | | 4.2409 | 6.0000 | 34.3858 | 9.9141 | 24.4717 |
| Akron-Fairgrove School District [Ind. Personal] | 6.3912 | | 0.7916 | | 0.0000 | 8.3121 | 2.6500 | | 4.2409 | 0.0000 | 22.3858 | 3.9141 | 18.4717 |
| Caro School District [Non-PRE] | 6.3912 | | 0.0000 | | 0.0000 | 8.3121 | 23.6428 | | 4.2409 | 6.0000 | 48.5870 | 9.9141 | 38.6729 |
| Caro School District [PRE] | 6.3912 | | 0.0000 | | 0.0000 | 8.3121 | 5.6500 | Tuscola | 4.2409 | 6.0000 | 30.5942 | 9.9141 | 20.6801 |
| Caro School District [Com. Personal] | 6.3912 | | 0.0000 | | 0.0000 | 8.3121 | 11.6428 | | 4.2409 | 6.0000 | 36.5870 | 9.9141 | 26.6729 |
| Caro School District [Ind. Personal] | 6.3912 | | 0.0000 | | 0.0000 | 8.3121 | 5.6500 | | 4.2409 | 0.0000 | 24.5942 | 3.9141 | 20.6801 |
| Cass City School District [Non-PRE] | 6.3912 | | 0.0000 | | 0.0000 | 8.3121 | 20.8813 | | 4.2409 | 6.0000 | 45.8255 | 9.9141 | 35.9114 |
| Cass City School District [PRE] | 6.3912 | | 0.0000 | | 0.0000 | 8.3121 | 3.0000 | Tuscola | 4.2409 | 6.0000 | 27.9442 | 9.9141 | 18.0301 |
| Cass City School District [Com. Personal] | 6.3912 | | 0.0000 | | 0.0000 | 8.3121 | 8.8813 | | 4.2409 | 6.0000 | 33.8255 | 9.9141 | 23.9114 |
| Cass City School District [Ind. Personal] | 6.3912 | | 0.0000 | | 0.0000 | 8.3121 | 3.0000 | | 4.2409 | 0.0000 | 21.9442 | 3.9141 | 18.0301 |
| Unionville-Sebewaing School District [Non-PRE] | 6.3912 | | 0.0000 | | 0.0000 | 8.3121 | 23.7200 | | 4.2409 | 6.0000 | 48.6642 | 9.9141 | 38.7501 |
| Unionville-Sebewaing School District [PRE] | 6.3912 | | 0.0000 | | 0.0000 | 8.3121 | 5.7200 | Tuscola | 4.2409 | 6.0000 | 30.6642 | 9.9141 | 20.7501 |
| Unionville-Sebewaing School District [Com. Personal] | 6.3912 | | 0.0000 | | 0.0000 | 8.3121 | 11.7200 | | 4.2409 | 6.0000 | 36.6642 | 9.9141 | 26.7501 |
| Unionville-Sebewaing School District [Ind. Personal] | 6.3912 | | 0.0000 | | 0.0000 | 8.3121 | 5.7200 | | 4.2409 | 0.0000 | 24.6642 | 3.9141 | 20.7501 |
| Dayton Township | | | | | | | | | | | | | |
| Kingston School District [Non-PRE] | 3.2110 | | 0.7253 | | 0.0000 | 8.3121 | 23.1000 | | 4.2409 | 6.0000 | 45.5893 | 9.9141 | 35.6752 |
| Kingston School District [PRE] | 3.2110 | | 0.7253 | | 0.0000 | 8.3121 | 5.1000 | Tuscola | 4.2409 | 6.0000 | 27.5893 | 9.9141 | 17.6752 |
| Kingston School District [Com. Personal] | 3.2110 | | 0.7253 | | 0.0000 | 8.3121 | 11.1000 | | 4.2409 | 6.0000 | 33.5893 | 9.9141 | 23.6752 |
| Kingston School District [Ind. Personal] | 3.2110 | | 0.7253 | | 0.0000 | 8.3121 | 5.1000 | | 4.2409 | 0.0000 | 21.5893 | 3.9141 | 17.6752 |
| Mayville School District [Non-PRE] | 3.2110 | | 0.7253 | | 0.0000 | 8.3121 | 22.4765 | | 4.2409 | 6.0000 | 44.9658 | 9.9141 | 35.0517 |
| Mayville School District [PRE] | 3.2110 | | 0.7253 | | 0.0000 | 8.3121 | 5.4000 | Tuscola | 4.2409 | 6.0000 | 27.8893 | 9.9141 | 17.9752 |
| Mayville School District [Com. Personal] | 3.2110 | | 0.7253 | | 0.0000 | 8.3121 | 10.4765 | | 4.2409 | 6.0000 | 32.9658 | 9.9141 | 23.0517 |
| Mayville School District [Ind. Personal] | 3.2110 | | 0.7253 | | 0.0000 | 8.3121 | 5.4000 | | 4.2409 | 0.0000 | 21.8893 | 3.9141 | 17.9752 |

Tuscola County Millage Rates

| Government Unit School District & Taxable Status | Total Gov't Unit | Total Village | Total Library | Authority Name | Total Authority | Total County | Total School | I.S.D. Name | Total I.S.D. | SET | Total Annual Levy | Total Summer Levy | Total Winter Levy |
|-----------------------------------------------------|---------------------|------------------|------------------|-------------------|--------------------|-----------------|-----------------|----------------|-----------------|--------|-------------------------|-------------------------|-------------------------|
| Denmark Township | | | | | | | | | | | | | |
| Frankenmuth School District [Non-PRE] | 3.4518 | | 0.9965 | | 0.0000 | 8.3121 | 22.1800 | | 3.0872 | 6.0000 | 44.0276 | 9.9141 | 34.1135 |
| Frankenmuth School District [PRE] | 3.4518 | | 0.9965 | | 0.0000 | 8.3121 | 4.1800 | Saginaw | 3.0872 | 6.0000 | 26.0276 | 9.9141 | 16.1135 |
| Frankenmuth School District [Com. Personal] | 3.4518 | | 0.9965 | | 0.0000 | 8.3121 | 10.1800 | | 3.0872 | 6.0000 | 32.0276 | 9.9141 | 22.1135 |
| Frankenmuth School District [Ind. Personal] | 3.4518 | | 0.9965 | | 0.0000 | 8.3121 | 4.1800 | | 3.0872 | 0.0000 | 20.0276 | 3.9141 | 16.1135 |
| Reese School District [Non-PRE] | 3.4518 | | 0.9965 | | 0.0000 | 8.3121 | 21.9000 | | 4.2409 | 6.0000 | 44.9013 | 9.9141 | 34.9872 |
| Reese School District [PRE] | 3.4518 | | 0.9965 | | 0.0000 | 8.3121 | 3.9000 | Tuscola | 4.2409 | 6.0000 | 26.9013 | 9.9141 | 16.9872 |
| Reese School District [Com. Personal] | 3.4518 | | 0.9965 | | 0.0000 | 8.3121 | 9.9000 | | 4.2409 | 6.0000 | 32.9013 | 9.9141 | 22.9872 |
| Reese School District [Ind. Personal] | 3.4518 | | 0.9965 | | 0.0000 | 8.3121 | 3.9000 | | 4.2409 | 0.0000 | 20.9013 | 3.9141 | 16.9872 |
| Vassar School District [Non-PRE] | 3.4518 | | 0.9965 | | 0.0000 | 8.3121 | 20.8741 | | 4.2409 | 6.0000 | 43.8754 | 9.9141 | 33.9613 |
| Vassar School District [PRE] | 3.4518 | | 0.9965 | | 0.0000 | 8.3121 | 3.0000 | Tuscola | 4.2409 | 6.0000 | 26.0013 | 9.9141 | 16.0872 |
| Vassar School District [Com. Personal] | 3.4518 | | 0.9965 | | 0.0000 | 8.3121 | 8.8741 | | 4.2409 | 6.0000 | 31.8754 | 9.9141 | 21.9613 |
| Vassar School District [Ind. Personal] | 3.4518 | | 0.9965 | | 0.0000 | 8.3121 | 3.0000 | | 4.2409 | 0.0000 | 20.0013 | 3.9141 | 16.0872 |
| Elkland Township | | | | | | | | | | | | | |
| Owendale-Gagetown School District [Non-PRE] | 3.6374 | | 1.0942 | | 0.0000 | 8.3121 | 20.1300 | | 4.8886 | 6.0000 | 44.0623 | 9.9141 | 34.1482 |
| Owendale-Gagetown School District [PRE] | 3.6374 | | 1.0942 | | 0.0000 | 8.3121 | 2.1300 | Huron | 4.8886 | 6.0000 | 26.0623 | 9.9141 | 16.1482 |
| Owendale-Gagetown School District [Com. Personal] | 3.6374 | | 1.0942 | | 0.0000 | 8.3121 | 8.1300 | | 4.8886 | 6.0000 | 32.0623 | 9.9141 | 22.1482 |
| Owendale-Gagetown School District [Ind. Personal] | 3.6374 | | 1.0942 | | 0.0000 | 8.3121 | 2.1300 | | 4.8886 | 0.0000 | 20.0623 | 3.9141 | 16.1482 |
| Cass City School District [Non-PRE] | 3.6374 | | 1.0942 | | 0.0000 | 8.3121 | 20.8813 | | 4.2409 | 6.0000 | 44.1659 | 9.9141 | 34.2518 |
| Cass City School District [PRE] | 3.6374 | | 1.0942 | | 0.0000 | 8.3121 | 3.0000 | Tuscola | 4.2409 | 6.0000 | 26.2846 | 9.9141 | 16.3705 |
| Cass City School District [Com. Personal] | 3.6374 | | 1.0942 | | 0.0000 | 8.3121 | 8.8813 | | 4.2409 | 6.0000 | 32.1659 | 9.9141 | 22.2518 |
| Cass City School District [Ind. Personal] | 3.6374 | | 1.0942 | | 0.0000 | 8.3121 | 3.0000 | | 4.2409 | 0.0000 | 20.2846 | 3.9141 | 16.3705 |
| Ellington Township | | | | | | | | | | | | | |
| Caro School District [Non-PRE] | 4.7563 | | 1.4882 | | 0.0000 | 8.3121 | 23.6428 | | 4.2409 | 6.0000 | 48.4403 | 9.9141 | 38.5262 |
| Caro School District [PRE] | 4.7563 | | 1.4882 | | 0.0000 | 8.3121 | 5.6500 | Tuscola | 4.2409 | 6.0000 | 30.4475 | 9.9141 | 20.5334 |
| Caro School District [Com. Personal] | 4.7563 | | 1.4882 | | 0.0000 | 8.3121 | 11.6428 | | 4.2409 | 6.0000 | 36.4403 | 9.9141 | 26.5262 |
| Caro School District [Ind. Personal] | 4.7563 | | 1.4882 | | 0.0000 | 8.3121 | 5.6500 | | 4.2409 | 0.0000 | 24.4475 | 3.9141 | 20.5334 |
| Cass City School District [Non-PRE] | 4.7563 | | 0.0000 | | 0.0000 | 8.3121 | 20.8813 | | 4.2409 | 6.0000 | 44.1906 | 9.9141 | 34.2765 |
| Cass City School District [PRE] | 4.7563 | | 0.0000 | | 0.0000 | 8.3121 | 3.0000 | Tuscola | 4.2409 | 6.0000 | 26.3093 | 9.9141 | 16.3952 |
| Cass City School District [Com. Personal] | 4.7563 | | 0.0000 | | 0.0000 | 8.3121 | 8.8813 | | 4.2409 | 6.0000 | 32.1906 | 9.9141 | 22.2765 |
| Cass City School District [Ind. Personal] | 4.7563 | | 0.0000 | | 0.0000 | 8.3121 | 3.0000 | | 4.2409 | 0.0000 | 20.3093 | 3.9141 | 16.3952 |
| Elmwood Township | | | | | | | | | | | | | |
| Owendale-Gagetown School District [Non-PRE] | 5.2705 | | 1.0942 | | 0.0000 | 8.3121 | 20.1300 | | 4.8886 | 6.0000 | 45.6954 | 9.9141 | 35.7813 |
| Owendale-Gagetown School District [PRE] | 5.2705 | | 1.0942 | | 0.0000 | 8.3121 | 2.1300 | Huron | 4.8886 | 6.0000 | 27.6954 | 9.9141 | 17.7813 |
| Owendale-Gagetown School District [Com. Personal] | 5.2705 | | 1.0942 | | 0.0000 | 8.3121 | 8.1300 | | 4.8886 | 6.0000 | 33.6954 | 9.9141 | 23.7813 |
| Owendale-Gagetown School District [Ind. Personal] | 5.2705 | | 1.0942 | | 0.0000 | 8.3121 | 2.1300 | | 4.8886 | 0.0000 | 21.6954 | 3.9141 | 17.7813 |
| Cass City School District [Non-PRE] | 5.2705 | | 1.0942 | | 0.0000 | 8.3121 | 20.8813 | | 4.2409 | 6.0000 | 45.7990 | 9.9141 | 35.8849 |
| Cass City School District [PRE] | 5.2705 | | 1.0942 | | 0.0000 | 8.3121 | 3.0000 | Tuscola | 4.2409 | 6.0000 | 27.9177 | 9.9141 | 18.0036 |
| Cass City School District [Com. Personal] | 5.2705 | | 1.0942 | | 0.0000 | 8.3121 | 8.8813 | | 4.2409 | 6.0000 | 33.7990 | 9.9141 | 23.8849 |
| Cass City School District [Ind. Personal] | 5.2705 | | 1.0942 | | 0.0000 | 8.3121 | 3.0000 | | 4.2409 | 0.0000 | 21.9177 | 3.9141 | 18.0036 |

Tuscola County Millage Rates

| Government Unit School District & Taxable Status | Total Gov't Unit | Total Village | Total Library | Authority Name | Total Authority | Total County | Total School | I.S.D. Name | Total I.S.D. | SET | Total Annual Levy | Total Summer Levy | Total Winter Levy |
|-----------------------------------------------------|---------------------|------------------|------------------|------------------------------|--------------------|-----------------|-----------------|----------------|-----------------|--------|-------------------------|-------------------------|-------------------------|
| Fairgrove Township | | | | | | | | | | | | | |
| Akron-Fairgrove School District [Non-PRE] | 5.1263 | | 0.7916 | | 0.0000 | 8.3121 | 20.6500 | | 4.2409 | 6.0000 | 45.1209 | 9.9141 | 35.2068 |
| Akron-Fairgrove School District [PRE] | 5.1263 | | 0.7916 | | 0.0000 | 8.3121 | 2.6500 | Tuscola | 4.2409 | 6.0000 | 27.1209 | 9.9141 | 17.2068 |
| Akron-Fairgrove School District [Com. Personal] | 5.1263 | | 0.7916 | | 0.0000 | 8.3121 | 8.6500 | | 4.2409 | 6.0000 | 33.1209 | 9.9141 | 23.2068 |
| Akron-Fairgrove School District [Ind. Personal] | 5.1263 | | 0.7916 | | 0.0000 | 8.3121 | 2.6500 | | 4.2409 | 0.0000 | 21.1209 | 3.9141 | 17.2068 |
| Caro School District [Non-PRE] | 5.1263 | | 0.0000 | | 0.0000 | 8.3121 | 23.6428 | | 4.2409 | 6.0000 | 47.3221 | 9.9141 | 37.4080 |
| Caro School District [PRE] | 5.1263 | | 0.0000 | | 0.0000 | 8.3121 | 5.6500 | | 4.2409 | 6.0000 | 29.3293 | 9.9141 | 19.4152 |
| Caro School District [Com. Personal] | 5.1263 | | 0.0000 | | 0.0000 | 8.3121 | 11.6428 | Tuscola | 4.2409 | 6.0000 | 35.3221 | 9.9141 | 25.4080 |
| Caro School District [Ind. Personal] | 5.1263 | | 0.0000 | | 0.0000 | 8.3121 | 5.6500 | | 4.2409 | 0.0000 | 23.3293 | 3.9141 | 19.4152 |
| Reese School District [Non-PRE] | 5.1263 | | 0.0000 | | 0.0000 | 8.3121 | 21.9000 | | 4.2409 | 6.0000 | 45.5793 | 9.9141 | 35.6652 |
| Reese School District [PRE] | 5.1263 | | 0.0000 | | 0.0000 | 8.3121 | 3.9000 | | 4.2409 | 6.0000 | 27.5793 | 9.9141 | 17.6652 |
| Reese School District [Com. Personal] | 5.1263 | | 0.0000 | | 0.0000 | 8.3121 | 9.9000 | Tuscola | 4.2409 | 6.0000 | 33.5793 | 9.9141 | 23.6652 |
| Reese School District [Ind. Personal] | 5.1263 | | 0.0000 | | 0.0000 | 8.3121 | 3.9000 | | 4.2409 | 0.0000 | 21.5793 | 3.9141 | 17.6652 |
| Fremont Township | | | | | | | | | | | | | |
| Caro School District [Non-PRE] | 1.3326 | | 0.7253 | | 0.0000 | 8.3121 | 23.6428 | | 4.2409 | 6.0000 | 44.2537 | 9.9141 | 34.3396 |
| Caro School District [PRE] | 1.3326 | | 0.7253 | | 0.0000 | 8.3121 | 5.6500 | | 4.2409 | 6.0000 | 26.2609 | 9.9141 | 16.3468 |
| Caro School District [Com. Personal] | 1.3326 | | 0.7253 | | 0.0000 | 8.3121 | 11.6428 | Tuscola | 4.2409 | 6.0000 | 32.2537 | 9.9141 | 22.3396 |
| Caro School District [Ind. Personal] | 1.3326 | | 0.7253 | | 0.0000 | 8.3121 | 5.6500 | | 4.2409 | 0.0000 | 20.2609 | 3.9141 | 16.3468 |
| Mayville School District [Non-PRE] | 1.3326 | | 0.7253 | | 0.0000 | 8.3121 | 22.4765 | | 4.2409 | 6.0000 | 43.0874 | 9.9141 | 33.1733 |
| Mayville School District [PRE] | 1.3326 | | 0.7253 | | 0.0000 | 8.3121 | 5.4000 | | 4.2409 | 6.0000 | 26.0109 | 9.9141 | 16.0968 |
| Mayville School District [Com. Personal] | 1.3326 | | 0.7253 | | 0.0000 | 8.3121 | 10.4765 | Tuscola | 4.2409 | 6.0000 | 31.0874 | 9.9141 | 21.1733 |
| Mayville School District [Ind. Personal] | 1.3326 | | 0.7253 | | 0.0000 | 8.3121 | 5.4000 | | 4.2409 | 0.0000 | 20.0109 | 3.9141 | 16.0968 |
| Gilford Township | | | | | | | | | | | | | |
| Akron-Fairgrove School District [Non-PRE] | 4.3553 | | 0.7916 | | 0.0000 | 8.3121 | 20.6500 | | 4.2409 | 6.0000 | 44.3499 | 9.9141 | 34.4358 |
| Akron-Fairgrove School District [PRE] | 4.3553 | | 0.7916 | | 0.0000 | 8.3121 | 2.6500 | | 4.2409 | 6.0000 | 26.3499 | 9.9141 | 16.4358 |
| Akron-Fairgrove School District [Com. Personal] | 4.3553 | | 0.7916 | | 0.0000 | 8.3121 | 8.6500 | Tuscola | 4.2409 | 6.0000 | 32.3499 | 9.9141 | 22.4358 |
| Akron-Fairgrove School District [Ind. Personal] | 4.3553 | | 0.7916 | | 0.0000 | 8.3121 | 2.6500 | | 4.2409 | 0.0000 | 20.3499 | 3.9141 | 16.4358 |
| Reese School District [Non-PRE] | 4.3553 | | 0.9965 | | 0.0000 | 8.3121 | 21.9000 | | 4.2409 | 6.0000 | 45.8048 | 9.9141 | 35.8907 |
| Reese School District [PRE] | 4.3553 | | 0.9965 | | 0.0000 | 8.3121 | 3.9000 | | 4.2409 | 6.0000 | 27.8048 | 9.9141 | 17.8907 |
| Reese School District [Com. Personal] | 4.3553 | | 0.9965 | | 0.0000 | 8.3121 | 9.9000 | Tuscola | 4.2409 | 6.0000 | 33.8048 | 9.9141 | 23.8907 |
| Reese School District [Ind. Personal] | 4.3553 | | 0.9965 | | 0.0000 | 8.3121 | 3.9000 | | 4.2409 | 0.0000 | 21.8048 | 3.9141 | 17.8907 |
| Indianfields Township | | | | | | | | | | | | | |
| Caro School District [Non-PRE] | 4.3582 | | 1.4882 | Caro Transit Authority | 1.9972 | 8.3121 | 23.6428 | | 4.2409 | 6.0000 | 50.0394 | 9.9141 | 40.1253 |
| Caro School District [PRE] | 4.3582 | | 1.4882 | | 1.9972 | 8.3121 | 5.6500 | | 4.2409 | 6.0000 | 32.0466 | 9.9141 | 22.1325 |
| Caro School District [Com. Personal] | 4.3582 | | 1.4882 | | 1.9972 | 8.3121 | 11.6428 | Tuscola | 4.2409 | 6.0000 | 38.0394 | 9.9141 | 28.1253 |
| Caro School District [Ind. Personal] | 4.3582 | | 1.4882 | | 1.9972 | 8.3121 | 5.6500 | | 4.2409 | 0.0000 | 26.0466 | 3.9141 | 22.1325 |

Tuscola County Millage Rates

| Government Unit School District & Taxable Status | Total Gov't Unit | Total Village | Total Library | Authority Name | Total Authority | Total County | Total School | I.S.D. Name | Total I.S.D. | SET | Total Annual Levy | Total Summer Levy | Total Winter Levy |
|-----------------------------------------------------|---------------------|------------------|------------------|-------------------|--------------------|-----------------|-----------------|----------------|-----------------|--------|-------------------------|-------------------------|-------------------------|
| Juniata Township | | | | | | | | | | | | | |
| Akron-Fairgrove School District [Non-PRE] | 4.4319 | | 1.2500 | | 0.0000 | 8.3121 | 20.6500 | | 4.2409 | 6.0000 | 44.8849 | 9.9141 | 34.9708 |
| Akron-Fairgrove School District [PRE] | 4.4319 | | 1.2500 | | 0.0000 | 8.3121 | 2.6500 | Tuscola | 4.2409 | 6.0000 | 26.8849 | 9.9141 | 16.9708 |
| Akron-Fairgrove School District [Com. Personal] | 4.4319 | | 1.2500 | | 0.0000 | 8.3121 | 8.6500 | | 4.2409 | 6.0000 | 32.8849 | 9.9141 | 22.9708 |
| Akron-Fairgrove School District [Ind. Personal] | 4.4319 | | 1.2500 | | 0.0000 | 8.3121 | 2.6500 | | 4.2409 | 0.0000 | 20.8849 | 3.9141 | 16.9708 |
| Caro School District [Non-PRE] | 4.4319 | | 1.4882 | | 0.0000 | 8.3121 | 23.6428 | | 4.2409 | 6.0000 | 48.1159 | 9.9141 | 38.2018 |
| Caro School District [PRE] | 4.4319 | | 1.4882 | | 0.0000 | 8.3121 | 5.6500 | Tuscola | 4.2409 | 6.0000 | 30.1231 | 9.9141 | 20.2090 |
| Caro School District [Com. Personal] | 4.4319 | | 1.4882 | | 0.0000 | 8.3121 | 11.6428 | | 4.2409 | 6.0000 | 36.1159 | 9.9141 | 26.2018 |
| Caro School District [Ind. Personal] | 4.4319 | | 1.4882 | | 0.0000 | 8.3121 | 5.6500 | | 4.2409 | 0.0000 | 24.1231 | 3.9141 | 20.2090 |
| Reese School District [Non-PRE] | 4.4319 | | 1.2500 | | 0.0000 | 8.3121 | 21.9000 | | 4.2409 | 6.0000 | 46.1349 | 9.9141 | 36.2208 |
| Reese School District [PRE] | 4.4319 | | 1.2500 | | 0.0000 | 8.3121 | 3.9000 | | 4.2409 | 6.0000 | 28.1349 | 9.9141 | 18.2208 |
| Reese School District [Com. Personal] | 4.4319 | | 1.2500 | | 0.0000 | 8.3121 | 9.9000 | Tuscola | 4.2409 | 6.0000 | 34.1349 | 9.9141 | 24.2208 |
| Reese School District [Ind. Personal] | 4.4319 | | 1.2500 | | 0.0000 | 8.3121 | 3.9000 | | 4.2409 | 0.0000 | 22.1349 | 3.9141 | 18.2208 |
| Vassar School District [Non-PRE] | 4.4319 | | 1.2500 | | 0.0000 | 8.3121 | 20.8741 | | 4.2409 | 6.0000 | 45.1090 | 9.9141 | 35.1949 |
| Vassar School District [PRE] | 4.4319 | | 1.2500 | | 0.0000 | 8.3121 | 3.0000 | Tuscola | 4.2409 | 6.0000 | 27.2349 | 9.9141 | 17.3208 |
| Vassar School District [Com. Personal] | 4.4319 | | 1.2500 | | 0.0000 | 8.3121 | 8.8741 | | 4.2409 | 6.0000 | 33.1090 | 9.9141 | 23.1949 |
| Vassar School District [Ind. Personal] | 4.4319 | | 1.2500 | | 0.0000 | 8.3121 | 3.0000 | | 4.2409 | 0.0000 | 21.2349 | 3.9141 | 17.3208 |
| Kingston Township | | | | | | | | | | | | | |
| Marlette School District [Non-PRE] | 3.3203 | | 0.0000 | | 0.0000 | 8.3121 | 19.4000 | | 2.5551 | 6.0000 | 39.5875 | 9.9141 | 29.6734 |
| Marlette School District [PRE] | 3.3203 | | 0.0000 | | 0.0000 | 8.3121 | 1.4000 | Sanilac | 2.5551 | 6.0000 | 21.5875 | 9.9141 | 11.6734 |
| Marlette School District [Com. Personal] | 3.3203 | | 0.0000 | | 0.0000 | 8.3121 | 7.4000 | | 2.5551 | 6.0000 | 27.5875 | 9.9141 | 17.6734 |
| Marlette School District [Ind. Personal] | 3.3203 | | 0.0000 | | 0.0000 | 8.3121 | 1.4000 | | 2.5551 | 0.0000 | 15.5875 | 3.9141 | 11.6734 |
| Cass City School District [Non-PRE] | 3.3203 | | 0.0000 | | 0.0000 | 8.3121 | 20.8813 | | 4.2409 | 6.0000 | 42.7546 | 9.9141 | 32.8405 |
| Cass City School District [PRE] | 3.3203 | | 0.0000 | | 0.0000 | 8.3121 | 3.0000 | Tuscola | 4.2409 | 6.0000 | 24.8733 | 9.9141 | 14.9592 |
| Cass City School District [Com. Personal] | 3.3203 | | 0.0000 | | 0.0000 | 8.3121 | 8.8813 | | 4.2409 | 6.0000 | 30.7546 | 9.9141 | 20.8405 |
| Cass City School District [Ind. Personal] | 3.3203 | | 0.0000 | | 0.0000 | 8.3121 | 3.0000 | | 4.2409 | 0.0000 | 18.8733 | 3.9141 | 14.9592 |
| Kingston School District [Non-PRE] | 3.3203 | | 0.0000 | | 0.0000 | 8.3121 | 23.1000 | | 4.2409 | 6.0000 | 44.9733 | 9.9141 | 35.0592 |
| Kingston School District [PRE] | 3.3203 | | 0.0000 | | 0.0000 | 8.3121 | 5.1000 | Tuscola | 4.2409 | 6.0000 | 26.9733 | 9.9141 | 17.0592 |
| Kingston School District [Com. Personal] | 3.3203 | | 0.0000 | | 0.0000 | 8.3121 | 11.1000 | | 4.2409 | 6.0000 | 32.9733 | 9.9141 | 23.0592 |
| Kingston School District [Ind. Personal] | 3.3203 | | 0.0000 | | 0.0000 | 8.3121 | 5.1000 | | 4.2409 | 0.0000 | 20.9733 | 3.9141 | 17.0592 |
| Koylton Township | | | | | | | | | | | | | |
| Marlette School District [Non-PRE] | 5.1165 | | 0.0000 | | 0.0000 | 8.3121 | 19.4000 | | 2.5551 | 6.0000 | 41.3837 | 9.9141 | 31.4696 |
| Marlette School District [PRE] | 5.1165 | | 0.0000 | | 0.0000 | 8.3121 | 1.4000 | Sanilac | 2.5551 | 6.0000 | 23.3837 | 9.9141 | 13.4696 |
| Marlette School District [Com. Personal] | 5.1165 | | 0.0000 | | 0.0000 | 8.3121 | 7.4000 | | 2.5551 | 6.0000 | 29.3837 | 9.9141 | 19.4696 |
| Marlette School District [Ind. Personal] | 5.1165 | | 0.0000 | | 0.0000 | 8.3121 | 1.4000 | | 2.5551 | 0.0000 | 17.3837 | 3.9141 | 13.4696 |
| Kingston School District [Non-PRE] | 5.1165 | | 0.0000 | | 0.0000 | 8.3121 | 23.1000 | | 4.2409 | 6.0000 | 46.7695 | 9.9141 | 36.8554 |
| Kingston School District [PRE] | 5.1165 | | 0.0000 | | 0.0000 | 8.3121 | 5.1000 | Tuscola | 4.2409 | 6.0000 | 28.7695 | 9.9141 | 18.8554 |
| Kingston School District [Com. Personal] | 5.1165 | | 0.0000 | | 0.0000 | 8.3121 | 11.1000 | | 4.2409 | 6.0000 | 34.7695 | 9.9141 | 24.8554 |
| Kingston School District [Ind. Personal] | 5.1165 | | 0.0000 | | 0.0000 | 8.3121 | 5.1000 | | 4.2409 | 0.0000 | 22.7695 | 3.9141 | 18.8554 |

Tuscola County Millage Rates

| Government Unit School District & Taxable Status | Total Gov't Unit | Total Village | Total Library | Authority Name | Total Authority | Total County | Total School | I.S.D. Name | Total I.S.D. | SET | Total Annual Levy | Total Summer Levy | Total Winter Levy |
|-----------------------------------------------------|---------------------|------------------|------------------|-------------------|--------------------|-----------------|-----------------|----------------|-----------------|--------|-------------------------|-------------------------|-------------------------|
| Millington Township | | | | | | | | | | | | | |
| Millington School District [Non-PRE] | 2.4342 | | 0.9641 | | 0.0000 | 8.3121 | 20.9459 | | 4.2409 | 6.0000 | 42.8972 | 9.9141 | 32.9831 |
| Millington School District [PRE] | 2.4342 | | 0.9641 | | 0.0000 | 8.3121 | 2.9459 | Tuscola | 4.2409 | 6.0000 | 24.8972 | 9.9141 | 14.9831 |
| Millington School District [Com. Personal] | 2.4342 | | 0.9641 | | 0.0000 | 8.3121 | 8.9459 | | 4.2409 | 6.0000 | 30.8972 | 9.9141 | 20.9831 |
| Millington School District [Ind. Personal] | 2.4342 | | 0.9641 | | 0.0000 | 8.3121 | 2.9459 | | 4.2409 | 0.0000 | 18.8972 | 3.9141 | 14.9831 |
| Novesta Township | | | | | | | | | | | | | |
| Cass City School District [Non-PRE] | 4.3038 | | 1.0942 | | 0.0000 | 8.3121 | 20.8813 | | 4.2409 | 6.0000 | 44.8323 | 9.9141 | 34.9182 |
| Cass City School District [PRE] | 4.3038 | | 1.0942 | | 0.0000 | 8.3121 | 3.0000 | Tuscola | 4.2409 | 6.0000 | 26.9510 | 9.9141 | 17.0369 |
| Cass City School District [Com. Personal] | 4.3038 | | 1.0942 | | 0.0000 | 8.3121 | 8.8813 | | 4.2409 | 6.0000 | 32.8323 | 9.9141 | 22.9182 |
| Cass City School District [Ind. Personal] | 4.3038 | | 1.0942 | | 0.0000 | 8.3121 | 3.0000 | | 4.2409 | 0.0000 | 20.9510 | 3.9141 | 17.0369 |
| Tuscola Township | | | | | | | | | | | | | |
| Frankenmuth School District [Non-PRE] | 1.5265 | | 1.2500 | | 0.0000 | 8.3121 | 22.1800 | | 3.0872 | 6.0000 | 42.3558 | 9.9141 | 32.4417 |
| Frankenmuth School District [PRE] | 1.5265 | | 1.2500 | | 0.0000 | 8.3121 | 4.1800 | Saginaw | 3.0872 | 6.0000 | 24.3558 | 9.9141 | 14.4417 |
| Frankenmuth School District [Com. Personal] | 1.5265 | | 1.2500 | | 0.0000 | 8.3121 | 10.1800 | | 3.0872 | 6.0000 | 30.3558 | 9.9141 | 20.4417 |
| Frankenmuth School District [Ind. Personal] | 1.5265 | | 1.2500 | | 0.0000 | 8.3121 | 4.1800 | | 3.0872 | 0.0000 | 18.3558 | 3.9141 | 14.4417 |
| Vassar School District [Non-PRE] | | | | | | | | | | | | | |
| Millington School District [Non-PRE] | 1.5265 | | 1.2500 | | 0.0000 | 8.3121 | 20.9459 | | 4.2409 | 6.0000 | 42.2754 | 9.9141 | 32.3613 |
| Millington School District [PRE] | 1.5265 | | 1.2500 | | 0.0000 | 8.3121 | 2.9459 | Tuscola | 4.2409 | 6.0000 | 24.2754 | 9.9141 | 14.3613 |
| Millington School District [Com. Personal] | 1.5265 | | 1.2500 | | 0.0000 | 8.3121 | 8.9459 | | 4.2409 | 6.0000 | 30.2754 | 9.9141 | 20.3613 |
| Millington School District [Ind. Personal] | 1.5265 | | 1.2500 | | 0.0000 | 8.3121 | 2.9459 | | 4.2409 | 0.0000 | 18.2754 | 3.9141 | 14.3613 |
| Vassar School District [Non-PRE] | | | | | | | | | | | | | |
| Vassar School District [Non-PRE] | 1.5265 | | 1.2500 | | 0.0000 | 8.3121 | 20.8741 | | 4.2409 | 6.0000 | 42.2036 | 9.9141 | 32.2895 |
| Vassar School District [PRE] | 1.5265 | | 1.2500 | | 0.0000 | 8.3121 | 3.0000 | Tuscola | 4.2409 | 6.0000 | 24.3295 | 9.9141 | 14.4154 |
| Vassar School District [Com. Personal] | 1.5265 | | 1.2500 | | 0.0000 | 8.3121 | 8.8741 | | 4.2409 | 6.0000 | 30.2036 | 9.9141 | 20.2895 |
| Vassar School District [Ind. Personal] | 1.5265 | | 1.2500 | | 0.0000 | 8.3121 | 3.0000 | | 4.2409 | 0.0000 | 18.3295 | 3.9141 | 14.4154 |
| Vassar Township | | | | | | | | | | | | | |
| Mayville School District [Non-PRE] | 1.0000 | | 1.2500 | | 0.0000 | 8.3121 | 22.4765 | | 4.2409 | 6.0000 | 43.2795 | 9.9141 | 33.3654 |
| Mayville School District [PRE] | 1.0000 | | 1.2500 | | 0.0000 | 8.3121 | 5.4000 | Tuscola | 4.2409 | 6.0000 | 26.2030 | 9.9141 | 16.2889 |
| Mayville School District [Com. Personal] | 1.0000 | | 1.2500 | | 0.0000 | 8.3121 | 10.4765 | | 4.2409 | 6.0000 | 31.2795 | 9.9141 | 21.3654 |
| Mayville School District [Ind. Personal] | 1.0000 | | 1.2500 | | 0.0000 | 8.3121 | 5.4000 | | 4.2409 | 0.0000 | 20.2030 | 3.9141 | 16.2889 |
| Millington School District [Non-PRE] | | | | | | | | | | | | | |
| Millington School District [Non-PRE] | 1.0000 | | 1.2500 | | 0.0000 | 8.3121 | 20.9459 | | 4.2409 | 6.0000 | 41.7489 | 9.9141 | 31.8348 |
| Millington School District [PRE] | 1.0000 | | 1.2500 | | 0.0000 | 8.3121 | 2.9459 | Tuscola | 4.2409 | 6.0000 | 23.7489 | 9.9141 | 13.8348 |
| Millington School District [Com. Personal] | 1.0000 | | 1.2500 | | 0.0000 | 8.3121 | 8.9459 | | 4.2409 | 6.0000 | 29.7489 | 9.9141 | 19.8348 |
| Millington School District [Ind. Personal] | 1.0000 | | 1.2500 | | 0.0000 | 8.3121 | 2.9459 | | 4.2409 | 0.0000 | 17.7489 | 3.9141 | 13.8348 |
| Vassar School District [Non-PRE] | | | | | | | | | | | | | |
| Vassar School District [Non-PRE] | 1.0000 | | 1.2500 | | 0.0000 | 8.3121 | 20.8741 | | 4.2409 | 6.0000 | 41.6771 | 9.9141 | 31.7630 |
| Vassar School District [PRE] | 1.0000 | | 1.2500 | | 0.0000 | 8.3121 | 3.0000 | Tuscola | 4.2409 | 6.0000 | 23.8030 | 9.9141 | 13.8889 |
| Vassar School District [Com. Personal] | 1.0000 | | 1.2500 | | 0.0000 | 8.3121 | 8.8741 | | 4.2409 | 6.0000 | 29.6771 | 9.9141 | 19.7630 |
| Vassar School District [Ind. Personal] | 1.0000 | | 1.2500 | | 0.0000 | 8.3121 | 3.0000 | | 4.2409 | 0.0000 | 17.8030 | 3.9141 | 13.8889 |

Tuscola County Millage Rates

| Government Unit School District & Taxable Status | Total Gov't Unit | Total Village | Total Library | Authority Name | Total Authority | Total County | Total School | I.S.D. Name | Total I.S.D. | SET | Total Annual Levy | Total Summer Levy | Total Winter Levy |
|------------------------------------------------------|---------------------|------------------|------------------|------------------------------|--------------------|-----------------|-----------------|----------------|-----------------|--------|-------------------------|-------------------------|-------------------------|
| Watertown Township | | | | | | | | | | | | | |
| Mayville School District [Non-PRE] | 1.1185 | | 0.0000 | | 0.0000 | 8.3121 | 22.4765 | | 4.2409 | 6.0000 | 42.1480 | 9.9141 | 32.2339 |
| Mayville School District [PRE] | 1.1185 | | 0.0000 | | 0.0000 | 8.3121 | 5.4000 | Tuscola | 4.2409 | 6.0000 | 25.0715 | 9.9141 | 15.1574 |
| Mayville School District [Com. Personal] | 1.1185 | | 0.0000 | | 0.0000 | 8.3121 | 10.4765 | | 4.2409 | 6.0000 | 30.1480 | 9.9141 | 20.2339 |
| Mayville School District [Ind. Personal] | 1.1185 | | 0.0000 | | 0.0000 | 8.3121 | 5.4000 | | 4.2409 | 0.0000 | 19.0715 | 3.9141 | 15.1574 |
| Millington School District [Non-PRE] | 1.1185 | | 0.0000 | | 0.0000 | 8.3121 | 20.9459 | | 4.2409 | 6.0000 | 40.6174 | 9.9141 | 30.7033 |
| Millington School District [PRE] | 1.1185 | | 0.0000 | | 0.0000 | 8.3121 | 2.9459 | | 4.2409 | 6.0000 | 22.6174 | 9.9141 | 12.7033 |
| Millington School District [Com. Personal] | 1.1185 | | 0.0000 | | 0.0000 | 8.3121 | 8.9459 | Tuscola | 4.2409 | 6.0000 | 28.6174 | 9.9141 | 18.7033 |
| Millington School District [Ind. Personal] | 1.1185 | | 0.0000 | | 0.0000 | 8.3121 | 2.9459 | | 4.2409 | 0.0000 | 16.6174 | 3.9141 | 12.7033 |
| Wells Township | | | | | | | | | | | | | |
| Caro School District [Non-PRE] | 3.1768 | | 1.4882 | | 0.0000 | 8.3121 | 23.6428 | | 4.2409 | 6.0000 | 46.8608 | 9.9141 | 36.9467 |
| Caro School District [PRE] | 3.1768 | | 1.4882 | | 0.0000 | 8.3121 | 5.6500 | Tuscola | 4.2409 | 6.0000 | 28.8680 | 9.9141 | 18.9539 |
| Caro School District [Com. Personal] | 3.1768 | | 1.4882 | | 0.0000 | 8.3121 | 11.6428 | | 4.2409 | 6.0000 | 34.8608 | 9.9141 | 24.9467 |
| Caro School District [Ind. Personal] | 3.1768 | | 1.4882 | | 0.0000 | 8.3121 | 5.6500 | | 4.2409 | 0.0000 | 22.8680 | 3.9141 | 18.9539 |
| Cass City School District [Non-PRE] | 3.1768 | | 0.0000 | | 0.0000 | 8.3121 | 20.8813 | | 4.2409 | 6.0000 | 42.6111 | 9.9141 | 32.6970 |
| Cass City School District [PRE] | 3.1768 | | 0.0000 | | 0.0000 | 8.3121 | 3.0000 | | 4.2409 | 6.0000 | 24.7298 | 9.9141 | 14.8157 |
| Cass City School District [Com. Personal] | 3.1768 | | 0.0000 | | 0.0000 | 8.3121 | 8.8813 | Tuscola | 4.2409 | 6.0000 | 30.6111 | 9.9141 | 20.6970 |
| Cass City School District [Ind. Personal] | 3.1768 | | 0.0000 | | 0.0000 | 8.3121 | 3.0000 | | 4.2409 | 0.0000 | 18.7298 | 3.9141 | 14.8157 |
| Kingston School District [Non-PRE] | 3.1768 | | 0.0000 | | 0.0000 | 8.3121 | 23.1000 | | 4.2409 | 6.0000 | 44.8298 | 9.9141 | 34.9157 |
| Kingston School District [PRE] | 3.1768 | | 0.0000 | | 0.0000 | 8.3121 | 5.1000 | | 4.2409 | 6.0000 | 26.8298 | 9.9141 | 16.9157 |
| Kingston School District [Com. Personal] | 3.1768 | | 0.0000 | | 0.0000 | 8.3121 | 11.1000 | Tuscola | 4.2409 | 6.0000 | 32.8298 | 9.9141 | 22.9157 |
| Kingston School District [Ind. Personal] | 3.1768 | | 0.0000 | | 0.0000 | 8.3121 | 5.1000 | | 4.2409 | 0.0000 | 20.8298 | 3.9141 | 16.9157 |
| Wisner Township | | | | | | | | | | | | | |
| Akron-Fairgrove School District [Non-PRE] | 5.0644 | | 0.7916 | | 0.0000 | 8.3121 | 20.6500 | | 4.2409 | 6.0000 | 45.0590 | 9.9141 | 35.1449 |
| Akron-Fairgrove School District [PRE] | 5.0644 | | 0.7916 | | 0.0000 | 8.3121 | 2.6500 | | 4.2409 | 6.0000 | 27.0590 | 9.9141 | 17.1449 |
| Akron-Fairgrove School District [Com. Personal] | 5.0644 | | 0.7916 | | 0.0000 | 8.3121 | 8.6500 | Tuscola | 4.2409 | 6.0000 | 33.0590 | 9.9141 | 23.1449 |
| Akron-Fairgrove School District [Ind. Personal] | 5.0644 | | 0.7916 | | 0.0000 | 8.3121 | 2.6500 | | 4.2409 | 0.0000 | 21.0590 | 3.9141 | 17.1449 |
| Unionville-Sebewaing School District [Non-PRE] | 5.0644 | | 0.0000 | | 0.0000 | 8.3121 | 23.7200 | | 4.2409 | 6.0000 | 47.3374 | 9.9141 | 37.4233 |
| Unionville-Sebewaing School District [PRE] | 5.0644 | | 0.0000 | | 0.0000 | 8.3121 | 5.7200 | | 4.2409 | 6.0000 | 29.3374 | 9.9141 | 19.4233 |
| Unionville-Sebewaing School District [Com. Personal] | 5.0644 | | 0.0000 | | 0.0000 | 8.3121 | 11.7200 | Tuscola | 4.2409 | 6.0000 | 35.3374 | 9.9141 | 25.4233 |
| Unionville-Sebewaing School District [Ind. Personal] | 5.0644 | | 0.0000 | | 0.0000 | 8.3121 | 5.7200 | | 4.2409 | 0.0000 | 23.3374 | 3.9141 | 19.4233 |
| City of Caro | | | | | | | | | | | | | |
| Caro School District [Non-PRE] | 16.1643 | | 1.4882 | Caro Transit Authority | 1.9972 | 8.3121 | 23.6428 | | 4.2409 | 6.0000 | 61.8455 | 26.0784 | 35.7671 |
| Caro School District [PRE] | 16.1643 | | 1.4882 | | 1.9972 | 8.3121 | 5.6500 | Tuscola | 4.2409 | 6.0000 | 43.8527 | 26.0784 | 17.7743 |
| Caro School District [Com. Personal] | 16.1643 | | 1.4882 | | 1.9972 | 8.3121 | 11.6428 | | 4.2409 | 6.0000 | 49.8455 | 26.0784 | 23.7671 |
| Caro School District [Ind. Personal] | 16.1643 | | 1.4882 | | 1.9972 | 8.3121 | 5.6500 | | 4.2409 | 0.0000 | 37.8527 | 20.0784 | 17.7743 |
| City of Vassar | | | | | | | | | | | | | |
| Vassar School District [Non-PRE] | 17.0000 | | 1.2500 | | 0.0000 | 8.3121 | 20.8741 | | 4.2409 | 6.0000 | 57.6771 | 28.1641 | 29.5130 |
| Vassar School District [PRE] | 17.0000 | | 1.2500 | | 0.0000 | 8.3121 | 3.0000 | | 4.2409 | 6.0000 | 39.8030 | 28.1641 | 11.6389 |
| Vassar School District [Com. Personal] | 17.0000 | | 1.2500 | | 0.0000 | 8.3121 | 8.8741 | Tuscola | 4.2409 | 6.0000 | 45.6771 | 28.1641 | 17.5130 |
| Vassar School District [Ind. Personal] | 17.0000 | | 1.2500 | | 0.0000 | 8.3121 | 3.0000 | | 4.2409 | 0.0000 | 33.8030 | 22.1641 | 11.6389 |

Tuscola County Millage Rates

| Government Unit School District & Taxable Status | Total Gov't Unit | Total Village | Total Library | Authority Name | Total Authority | Total County | Total School | I.S.D. Name | Total I.S.D. | SET | Total Annual Levy | Total Summer Levy | Total Winter Levy |
|-----------------------------------------------------|---------------------|------------------|------------------|-------------------|--------------------|-----------------|-----------------|----------------|-----------------|--------|-------------------------|-------------------------|-------------------------|
| Akron Village (Akron Twp.) | | | | | | | | | | | | | |
| Akron-Fairgrove School District [Non-PRE] | 5.2224 | 13.8912 | 0.7916 | | 0.0000 | 8.3121 | 20.6500 | | 4.2409 | 6.0000 | 59.1082 | 23.8053 | 35.3029 |
| Akron-Fairgrove School District [PRE] | 5.2224 | 13.8912 | 0.7916 | | 0.0000 | 8.3121 | 2.6500 | Tuscola | 4.2409 | 6.0000 | 41.1082 | 23.8053 | 17.3029 |
| Akron-Fairgrove School District [Com. Personal] | 5.2224 | 13.8912 | 0.7916 | | 0.0000 | 8.3121 | 8.6500 | | 4.2409 | 6.0000 | 47.1082 | 23.8053 | 23.3029 |
| Akron-Fairgrove School District [Ind. Personal] | 5.2224 | 13.8912 | 0.7916 | | 0.0000 | 8.3121 | 2.6500 | | 4.2409 | 0.0000 | 35.1082 | 17.8053 | 17.3029 |
| Akron Village (Fairgrove Twp.) | | | | | | | | | | | | | |
| Akron-Fairgrove School District [Non-PRE] | 5.1263 | 13.8912 | 0.7916 | | 0.0000 | 8.3121 | 20.6500 | | 4.2409 | 6.0000 | 59.0121 | 23.8053 | 35.2068 |
| Akron-Fairgrove School District [PRE] | 5.1263 | 13.8912 | 0.7916 | | 0.0000 | 8.3121 | 2.6500 | Tuscola | 4.2409 | 6.0000 | 41.0121 | 23.8053 | 17.2068 |
| Akron-Fairgrove School District [Com. Personal] | 5.1263 | 13.8912 | 0.7916 | | 0.0000 | 8.3121 | 8.6500 | | 4.2409 | 6.0000 | 47.0121 | 23.8053 | 23.2068 |
| Akron-Fairgrove School District [Ind. Personal] | 5.1263 | 13.8912 | 0.7916 | | 0.0000 | 8.3121 | 2.6500 | | 4.2409 | 0.0000 | 35.0121 | 17.8053 | 17.2068 |
| Cass City Village (Elkland Twp.) | | | | | | | | | | | | | |
| Cass City School District [Non-PRE] | 3.6374 | 18.0851 | 1.0942 | | 0.0000 | 8.3121 | 20.8813 | | 4.2409 | 6.0000 | 62.2510 | 27.9992 | 34.2518 |
| Cass City School District [PRE] | 3.6374 | 18.0851 | 1.0942 | | 0.0000 | 8.3121 | 3.0000 | Tuscola | 4.2409 | 6.0000 | 44.3697 | 27.9992 | 16.3705 |
| Cass City School District [Com. Personal] | 3.6374 | 18.0851 | 1.0942 | | 0.0000 | 8.3121 | 8.8813 | | 4.2409 | 6.0000 | 50.2510 | 27.9992 | 22.2518 |
| Cass City School District [Ind. Personal] | 3.6374 | 18.0851 | 1.0942 | | 0.0000 | 8.3121 | 3.0000 | | 4.2409 | 0.0000 | 38.3697 | 21.9992 | 16.3705 |
| Fairgrove Village (Fairgrove Twp.) | | | | | | | | | | | | | |
| Akron-Fairgrove School District [Non-PRE] | 5.1263 | 15.0266 | 0.7916 | | 0.0000 | 8.3121 | 20.6500 | | 4.2409 | 6.0000 | 60.1475 | 24.9407 | 35.2068 |
| Akron-Fairgrove School District [PRE] | 5.1263 | 15.0266 | 0.7916 | | 0.0000 | 8.3121 | 2.6500 | Tuscola | 4.2409 | 6.0000 | 42.1475 | 24.9407 | 17.2068 |
| Akron-Fairgrove School District [Com. Personal] | 5.1263 | 15.0266 | 0.7916 | | 0.0000 | 8.3121 | 8.6500 | | 4.2409 | 6.0000 | 48.1475 | 24.9407 | 23.2068 |
| Akron-Fairgrove School District [Ind. Personal] | 5.1263 | 15.0266 | 0.7916 | | 0.0000 | 8.3121 | 2.6500 | | 4.2409 | 0.0000 | 36.1475 | 18.9407 | 17.2068 |
| Gagetown Village (Elmwood Twp.) | | | | | | | | | | | | | |
| Owendale-Gagetown School District [Non-PRE] | 5.2705 | 21.7114 | 1.0942 | | 0.0000 | 8.3121 | 20.1300 | | 4.8886 | 6.0000 | 67.4068 | 31.6255 | 35.7813 |
| Owendale-Gagetown School District [PRE] | 5.2705 | 21.7114 | 1.0942 | | 0.0000 | 8.3121 | 2.1300 | Huron | 4.8886 | 6.0000 | 49.4068 | 31.6255 | 17.7813 |
| Owendale-Gagetown School District [Com. Personal] | 5.2705 | 21.7114 | 1.0942 | | 0.0000 | 8.3121 | 8.1300 | | 4.8886 | 6.0000 | 55.4068 | 31.6255 | 23.7813 |
| Owendale-Gagetown School District [Ind. Personal] | 5.2705 | 21.7114 | 1.0942 | | 0.0000 | 8.3121 | 2.1300 | | 4.8886 | 0.0000 | 43.4068 | 25.6255 | 17.7813 |
| Kingston Village (Kingston Twp.) | | | | | | | | | | | | | |
| Kingston School District [Non-PRE] | 3.3203 | 12.4569 | 0.0000 | | 0.0000 | 8.3121 | 23.1000 | | 4.2409 | 6.0000 | 57.4302 | 22.3710 | 35.0592 |
| Kingston School District [PRE] | 3.3203 | 12.4569 | 0.0000 | | 0.0000 | 8.3121 | 5.1000 | Tuscola | 4.2409 | 6.0000 | 39.4302 | 22.3710 | 17.0592 |
| Kingston School District [Com. Personal] | 3.3203 | 12.4569 | 0.0000 | | 0.0000 | 8.3121 | 11.1000 | | 4.2409 | 6.0000 | 45.4302 | 22.3710 | 23.0592 |
| Kingston School District [Ind. Personal] | 3.3203 | 12.4569 | 0.0000 | | 0.0000 | 8.3121 | 5.1000 | | 4.2409 | 0.0000 | 33.4302 | 16.3710 | 17.0592 |
| Kingston Village (Koylton Twp.) | | | | | | | | | | | | | |
| Kingston School District [Non-PRE] | 5.1165 | 12.4569 | 0.0000 | | 0.0000 | 8.3121 | 23.1000 | | 4.2409 | 6.0000 | 59.2264 | 22.3710 | 36.8554 |
| Kingston School District [PRE] | 5.1165 | 12.4569 | 0.0000 | | 0.0000 | 8.3121 | 5.1000 | Tuscola | 4.2409 | 6.0000 | 41.2264 | 22.3710 | 18.8554 |
| Kingston School District [Com. Personal] | 5.1165 | 12.4569 | 0.0000 | | 0.0000 | 8.3121 | 11.1000 | | 4.2409 | 6.0000 | 47.2264 | 22.3710 | 24.8554 |
| Kingston School District [Ind. Personal] | 5.1165 | 12.4569 | 0.0000 | | 0.0000 | 8.3121 | 5.1000 | | 4.2409 | 0.0000 | 35.2264 | 16.3710 | 18.8554 |
| Mayville Village (Fremont Twp.) | | | | | | | | | | | | | |
| Mayville School District [Non-PRE] | 1.3326 | 14.2486 | 0.7253 | | 0.0000 | 8.3121 | 22.4765 | | 4.2409 | 6.0000 | 57.3360 | 24.1627 | 33.1733 |
| Mayville School District [PRE] | 1.3326 | 14.2486 | 0.7253 | | 0.0000 | 8.3121 | 5.4000 | Tuscola | 4.2409 | 6.0000 | 40.2595 | 24.1627 | 16.0968 |
| Mayville School District [Com. Personal] | 1.3326 | 14.2486 | 0.7253 | | 0.0000 | 8.3121 | 10.4765 | | 4.2409 | 6.0000 | 45.3360 | 24.1627 | 21.1733 |
| Mayville School District [Ind. Personal] | 1.3326 | 14.2486 | 0.7253 | | 0.0000 | 8.3121 | 5.4000 | | 4.2409 | 0.0000 | 34.2595 | 18.1627 | 16.0968 |

Tuscola County Millage Rates

| Government Unit School District & Taxable Status | Total Gov't Unit | Total Village | Total Library | Authority Name | Total Authority | Total County | Total School | I.S.D. Name | Total I.S.D. | SET | Total Annual Levy | Total Summer Levy | Total Winter Levy |
|------------------------------------------------------|---------------------|------------------|------------------|-------------------|--------------------|-----------------|-----------------|----------------|-----------------|--------|-------------------------|-------------------------|-------------------------|
| Millington Village (Millington Twp.) | | | | | | | | | | | | | |
| Millington School District [Non-PRE] | 2.4342 | 13.9396 | 0.9641 | | 0.0000 | 8.3121 | 20.9459 | | 4.2409 | 6.0000 | 56.8368 | 23.8537 | 32.9831 |
| Millington School District [PRE] | 2.4342 | 13.9396 | 0.9641 | | 0.0000 | 8.3121 | 2.9459 | Tuscola | 4.2409 | 6.0000 | 38.8368 | 23.8537 | 14.9831 |
| Millington School District [Com. Personal] | 2.4342 | 13.9396 | 0.9641 | | 0.0000 | 8.3121 | 8.9459 | | 4.2409 | 6.0000 | 44.8368 | 23.8537 | 20.9831 |
| Millington School District [Ind. Personal] | 2.4342 | 13.9396 | 0.9641 | | 0.0000 | 8.3121 | 2.9459 | | 4.2409 | 0.0000 | 32.8368 | 17.8537 | 14.9831 |
| Reese Village (Denmark Twp.) | | | | | | | | | | | | | |
| Reese School District [Non-PRE] | 3.4518 | 11.0000 | 0.9965 | | 0.0000 | 8.3121 | 21.9000 | | 4.2409 | 6.0000 | 55.9013 | 20.9141 | 34.9872 |
| Reese School District [PRE] | 3.4518 | 11.0000 | 0.9965 | | 0.0000 | 8.3121 | 3.9000 | Tuscola | 4.2409 | 6.0000 | 37.9013 | 20.9141 | 16.9872 |
| Reese School District [Com. Personal] | 3.4518 | 11.0000 | 0.9965 | | 0.0000 | 8.3121 | 9.9000 | | 4.2409 | 6.0000 | 43.9013 | 20.9141 | 22.9872 |
| Reese School District [Ind. Personal] | 3.4518 | 11.0000 | 0.9965 | | 0.0000 | 8.3121 | 3.9000 | | 4.2409 | 0.0000 | 31.9013 | 14.9141 | 16.9872 |
| Unionville Village (Columbia Twp.) | | | | | | | | | | | | | |
| Unionville-Sebewaing School District [Non-PRE] | 6.3912 | 13.7459 | 0.0000 | | 0.0000 | 8.3121 | 23.7200 | | 4.2409 | 6.0000 | 62.4101 | 23.6600 | 38.7501 |
| Unionville-Sebewaing School District [PRE] | 6.3912 | 13.7459 | 0.0000 | | 0.0000 | 8.3121 | 5.7200 | Tuscola | 4.2409 | 6.0000 | 44.4101 | 23.6600 | 20.7501 |
| Unionville-Sebewaing School District [Com. Personal] | 6.3912 | 13.7459 | 0.0000 | | 0.0000 | 8.3121 | 11.7200 | | 4.2409 | 6.0000 | 50.4101 | 23.6600 | 26.7501 |
| Unionville-Sebewaing School District [Ind. Personal] | 6.3912 | 13.7459 | 0.0000 | | 0.0000 | 8.3121 | 5.7200 | | 4.2409 | 0.0000 | 38.4101 | 17.6600 | 20.7501 |

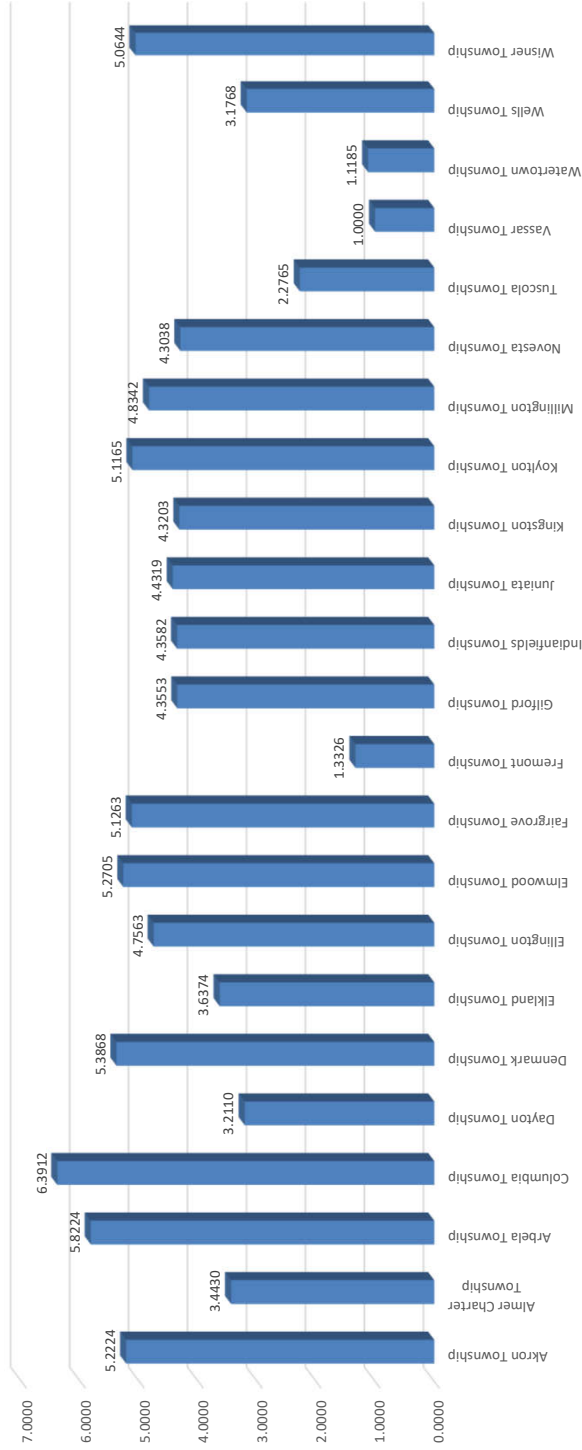
| Government Unit School District & Taxable Status | School | ISD | Total Gov't Unit | | Authority/Special Assessment Millage | |
|------------------------------------------------------|---------------|---------------------------|------------------|---------------|--------------------------------------|--------------|
| Akron Township | | | All Property | \$143,896,677 | | |
| Akron-Fairgrove School District [Non-PRE] | \$15,927,163 | Tuscola ISD \$78,339,404 | | | Fairgrove Library | \$78,339,404 |
| Akron-Fairgrove School District [PRE] | \$62,412,241 | | | | | |
| Akron-Fairgrove School District [Com. Personal] | \$11,300 | | | | | |
| Akron-Fairgrove School District [Ind. Personal] | \$41,344,500 | | | | | |
| | \$119,695,204 | | | | | |
| Unionville-Sebewaing School District [Non-PRE] | \$17,153,415 | Tuscola ISD \$65,557,273 | | | | |
| Unionville-Sebewaing School District [PRE] | \$48,403,858 | | | | | |
| Unionville-Sebewaing School District [Com. Personal] | \$276,400 | | | | | |
| Unionville-Sebewaing School District [Ind. Personal] | \$14,128,700 | | | | | |
| | \$79,962,373 | | | | | |
| Almer Charter Township | | | All Property | \$65,656,935 | Caro Transit Authority | \$65,656,935 |
| Akron-Fairgrove School District [Non-PRE] | \$435,287 | Tuscola ISD \$8,974,257 | | | Fairgrove Library | \$8,974,257 |
| Akron-Fairgrove School District [PRE] | \$8,538,970 | | | | | |
| Akron-Fairgrove School District [Com. Personal] | \$0 | | | | | |
| Akron-Fairgrove School District [Ind. Personal] | \$0 | | | | | |
| | \$8,974,257 | | | | | |
| Caro School District [Non-PRE] | \$11,839,658 | Tuscola ISD \$55,474,082 | | | Caro Library | \$55,474,082 |
| Caro School District [PRE] | \$43,634,424 | | | | | |
| Caro School District [Com. Personal] | \$433,800 | | | | | |
| Caro School District [Ind. Personal] | \$0 | | | | | |
| | \$55,907,882 | | | | | |
| Cass City School District [Non-PRE] | \$29,049 | Tuscola ISD \$1,208,596 | | | | |
| Cass City School District [PRE] | \$1,179,547 | | | | | |
| Cass City School District [Com. Personal] | \$0 | | | | | |
| Cass City School District [Ind. Personal] | \$0 | | | | | |
| | \$1,208,596 | | | | | |
| Arbela Township | | | All Property | \$74,946,813 | Millington Arbela Library | \$74,946,813 |
| Frankenmuth School District [Non-PRE] | \$5,400 | Tuscola ISD \$329,860 | | | Police Millage | \$70,591,663 |
| Frankenmuth School District [PRE] | \$324,460 | | | | | |
| Frankenmuth School District [Com. Personal] | \$0 | | | | | |
| Frankenmuth School District [Ind. Personal] | \$0 | | | | | |
| | \$329,860 | | | | | |
| Millington School District [Non-PRE] | \$10,943,830 | Tuscola ISD \$74,334,043 | | | | |
| Millington School District [PRE] | \$63,390,213 | | | | | |
| Millington School District [Com. Personal] | \$113,200 | | | | | |
| Millington School District [Ind. Personal] | \$0 | | | | | |
| | \$74,447,243 | | | | | |
| Vassar School District [Non-PRE] | \$15,000 | Tuscola ISD \$282,910 | | | | |
| Vassar School District [PRE] | \$267,910 | | | | | |
| Vassar School District [Com. Personal] | \$0 | | | | | |
| Vassar School District [Ind. Personal] | \$0 | | | | | |
| | \$282,910 | | | | | |
| Columbia Township | | | All Property | \$174,829,830 | | |
| Owendale-Gagetown School District [Non-PRE] | \$262,713 | Tuscola ISD \$6,382,187 | | | | |
| Owendale-Gagetown School District [PRE] | \$6,119,474 | | | | | |
| Owendale-Gagetown School District [Com. Personal] | \$0 | | | | | |
| Owendale-Gagetown School District [Ind. Personal] | \$5,320,800 | | | | | |
| | \$11,702,987 | | | | | |
| Akron-Fairgrove School District [Non-PRE] | \$227,000 | Tuscola ISD \$5,490,798 | | | Fairgrove Library | \$5,490,798 |
| Akron-Fairgrove School District [PRE] | \$5,263,798 | | | | | |
| Akron-Fairgrove School District [Com. Personal] | \$0 | | | | | |
| Akron-Fairgrove School District [Ind. Personal] | \$3,931,600 | | | | | |
| | \$9,422,398 | | | | | |
| Caro School District [Non-PRE] | \$35,100 | Tuscola ISD \$2,988,978 | | | | |
| Caro School District [PRE] | \$2,953,878 | | | | | |
| Caro School District [Com. Personal] | \$0 | | | | | |
| Caro School District [Ind. Personal] | \$2,660,500 | | | | | |
| | \$5,649,478 | | | | | |
| Cass City School District [Non-PRE] | \$1,413,328 | Tuscola ISD \$32,521,333 | | | | |
| Cass City School District [PRE] | \$31,108,005 | | | | | |
| Cass City School District [Com. Personal] | \$0 | | | | | |
| Cass City School District [Ind. Personal] | \$25,022,700 | | | | | |
| | \$57,544,033 | | | | | |
| Unionville-Sebewaing School District [Non-PRE] | \$12,766,902 | Tuscola ISD \$127,446,534 | | | | |
| Unionville-Sebewaing School District [PRE] | \$114,679,632 | | | | | |
| Unionville-Sebewaing School District [Com. Personal] | \$31,600 | | | | | |
| Unionville-Sebewaing School District [Ind. Personal] | \$73,896,600 | | | | | |
| | \$201,374,734 | | | | | |
| Dayton Township | | | All Property | \$57,196,811 | Mayville Library | \$57,196,811 |
| Kingston School District [Non-PRE] | \$6,469,327 | Tuscola ISD \$19,130,338 | | | | |
| Kingston School District [PRE] | \$12,661,011 | | | | | |
| Kingston School District [Com. Personal] | \$0 | | | | | |
| Kingston School District [Ind. Personal] | \$0 | | | | | |
| | \$19,130,338 | | | | | |
| Mayville School District [Non-PRE] | \$10,131,564 | Tuscola ISD \$38,066,473 | | | | |
| Mayville School District [PRE] | \$27,934,909 | | | | | |
| Mayville School District [Com. Personal] | \$86,200 | | | | | |
| Mayville School District [Ind. Personal] | \$0 | | | | | |
| | \$38,152,673 | | | | | |

| | | | | | | | |
|---------------------------------------------------|---------------|-------------|---------------|--------------|---------------|------------------------|---------------|
| Denmark Township | | | | All Property | \$110,232,101 | Reese District Library | \$110,232,101 |
| Frankenmuth School District [Non-PRE] | \$130,838 | Tuscola ISD | \$854,782 | | | VAAS | \$94,347,801 |
| Frankenmuth School District [PRE] | \$723,944 | | | | | Fire | \$65,044,532 |
| Frankenmuth School District [Com. Personal] | \$0 | | | | | Fire Equipment | \$65,044,532 |
| Frankenmuth School District [Ind. Personal] | \$0 | | | | | | |
| | \$854,782 | | | | | | |
| Reese School District [Non-PRE] | \$23,447,575 | Tuscola ISD | \$89,243,017 | | | | |
| Reese School District [PRE] | \$65,795,442 | | | | | | |
| Reese School District [Com. Personal] | \$490,500 | | | | | | |
| Reese School District [Ind. Personal] | \$81,100 | | | | | | |
| | \$89,814,617 | | | | | | |
| Vassar School District [Non-PRE] | \$2,326,492 | Tuscola ISD | \$20,134,302 | | | | |
| Vassar School District [PRE] | \$17,807,810 | | | | | | |
| Vassar School District [Com. Personal] | \$0 | | | | | | |
| Vassar School District [Ind. Personal] | \$1,200 | | | | | | |
| | \$20,135,502 | | | | | | |
| Ekland Township | | | | All Property | \$93,211,300 | Rawson Library | \$93,211,300 |
| Owendale-Gagetown School District [Non-PRE] | \$1,215,349 | Huron ISD | \$4,416,684 | | | | |
| Owendale-Gagetown School District [PRE] | \$3,201,335 | | | | | | |
| Owendale-Gagetown School District [Com. Personal] | \$0 | | | | | | |
| Owendale-Gagetown School District [Ind. Personal] | \$0 | | | | | | |
| | \$4,416,684 | | | | | | |
| Cass City School District [Non-PRE]** | \$27,333,588 | Tuscola ISD | \$88,794,616 | | | | |
| Cass City School District [PRE] | \$61,461,028 | | | | | | |
| Cass City School District [Com. Personal] | \$2,235,900 | | | | | | |
| Cass City School District [Ind. Personal]** | \$464,200 | | | | | | |
| | \$91,494,716 | | | | | | |
| Ellington Township | | | | All Property | \$43,168,789 | Caro District Library | \$35,828,426 |
| Caro School District [Non-PRE] | \$6,467,201 | Tuscola ISD | \$35,828,426 | | | | |
| Caro School District [PRE] | \$29,361,225 | | | | | | |
| Caro School District [Com. Personal] | \$85,400 | | | | | | |
| Caro School District [Ind. Personal] | \$0 | | | | | | |
| | \$35,913,826 | | | | | | |
| Cass City School District [Non-PRE] | \$1,169,844 | Tuscola ISD | \$7,340,363 | | | | |
| Cass City School District [PRE] | \$6,170,519 | | | | | | |
| Cass City School District [Com. Personal] | \$0 | | | | | | |
| Cass City School District [Ind. Personal] | \$0 | | | | | | |
| | \$7,340,363 | | | | | | |
| Elmwood Township | | | | All Property | \$43,684,162 | Rawson Library | \$43,684,162 |
| Owendale-Gagetown School District [Non-PRE] | \$3,098,849 | Huron ISD | \$17,579,658 | | | | |
| Owendale-Gagetown School District [PRE] | \$14,480,809 | | | | | | |
| Owendale-Gagetown School District [Com. Personal] | \$252,600 | | | | | | |
| Owendale-Gagetown School District [Ind. Personal] | \$0 | | | | | | |
| | \$17,832,258 | | | | | | |
| Cass City School District [Non-PRE] | \$2,422,304 | Tuscola ISD | \$26,104,504 | | | | |
| Cass City School District [PRE] | \$23,682,200 | | | | | | |
| Cass City School District [Com. Personal] | \$0 | | | | | | |
| Cass City School District [Ind. Personal] | \$0 | | | | | | |
| | \$26,104,504 | | | | | | |
| Fairgrove Township | | | | All Property | \$157,089,969 | Fairgrove Library | \$156,307,128 |
| Akron-Fairgrove School District [Non-PRE] | \$28,147,245 | Tuscola ISD | \$156,307,128 | | | | |
| Akron-Fairgrove School District [PRE] | \$128,159,883 | | | | | | |
| Akron-Fairgrove School District [Com. Personal] | \$495,400 | | | | | | |
| Akron-Fairgrove School District [Ind. Personal] | \$79,444,900 | | | | | | |
| | \$236,247,428 | | | | | | |
| Caro School District [Non-PRE] | \$24,002 | Tuscola ISD | \$512,784 | | | | |
| Caro School District [PRE] | \$488,782 | | | | | | |
| Caro School District [Com. Personal] | \$0 | | | | | | |
| Caro School District [Ind. Personal] | \$0 | | | | | | |
| | \$512,784 | | | | | | |
| Reese School District [Non-PRE] | \$66,700 | Tuscola ISD | \$270,057 | | | | |
| Reese School District [PRE] | \$203,357 | | | | | | |
| Reese School District [Com. Personal] | \$0 | | | | | | |
| Reese School District [Ind. Personal] | \$0 | | | | | | |
| | \$270,057 | | | | | | |
| Fremont Township | | | | All Property | \$81,900,887 | Mayville Library | \$81,900,887 |
| Caro School District [Non-PRE] | \$5,900 | Tuscola ISD | \$118,781 | | | | |
| Caro School District [PRE] | \$112,881 | | | | | | |
| Caro School District [Com. Personal] | \$0 | | | | | | |
| Caro School District [Ind. Personal] | \$0 | | | | | | |
| | \$118,781 | | | | | | |
| Mayville School District [Non-PRE] | \$20,213,591 | Tuscola ISD | \$81,782,106 | | | | |
| Mayville School District [PRE] | \$61,568,515 | | | | | | |
| Mayville School District [Com. Personal] | \$1,021,600 | | | | | | |
| Mayville School District [Ind. Personal] | \$0 | | | | | | |
| | \$82,803,706 | | | | | | |
| Gilford Township | | | | All Property | \$138,824,650 | Fairgrove Library | \$75,140,475 |
| Akron-Fairgrove School District [Non-PRE] | \$10,185,038 | Tuscola ISD | \$75,140,475 | | | | |
| Akron-Fairgrove School District [PRE] | \$64,955,437 | | | | | | |
| Akron-Fairgrove School District [Com. Personal] | \$0 | | | | | | |
| Akron-Fairgrove School District [Ind. Personal] | \$44,821,200 | | | | | | |
| | \$119,961,675 | | | | | | |
| Reese School District [Non-PRE] | \$10,897,365 | Tuscola ISD | \$63,684,175 | | | Reese Library | \$63,684,175 |
| Reese School District [PRE] | \$52,786,810 | | | | | | |
| Reese School District [Com. Personal] | \$0 | | | | | | |
| Reese School District [Ind. Personal] | \$29,662,700 | | | | | | |
| | \$93,346,875 | | | | | | |

| | | | | | | |
|-------------------------------------------------|---------------|-------------|---------------|--------------|---------------|---------------------------------------------------------------------------|
| Indianfields Township | | | | All Property | \$63,579,267 | Caro Transit Authority \$63,579,267 Caro District Library \$63,579,267 |
| Caro School District [Non-PRE] | \$18,265,970 | Tuscola ISD | \$63,579,267 | | | |
| Caro School District [PRE] | \$45,313,297 | | | | | |
| Caro School District [Com. Personal] | \$655,200 | | | | | |
| Caro School District [Ind. Personal] | \$135,600 | | | | | |
| | \$64,370,067 | | | | | |
| Juniata Township | | | | All Property | \$91,247,055 | Bullard Sanford Library \$64,389,734 |
| Akron-Fairgrove School District [Non-PRE] | \$1,793,142 | Tuscola ISD | \$6,660,091 | | | |
| Akron-Fairgrove School District [PRE] | \$4,866,949 | | | | | |
| Akron-Fairgrove School District [Com. Personal] | \$0 | | | | | |
| Akron-Fairgrove School District [Ind. Personal] | \$1,954,100 | | | | | |
| | \$8,614,191 | | | | | |
| Caro School District [Non-PRE] | \$2,990,345 | Tuscola ISD | \$26,857,321 | | | Caro District Library \$26,857,321 |
| Caro School District [PRE] | \$23,866,976 | | | | | |
| Caro School District [Com. Personal] | \$42,600 | | | | | |
| Caro School District [Ind. Personal] | \$5,805,300 | | | | | |
| | \$32,705,221 | | | | | |
| Reese School District [Non-PRE] | \$301,340 | Tuscola ISD | \$3,513,018 | | | |
| Reese School District [PRE] | \$3,211,678 | | | | | |
| Reese School District [Com. Personal] | \$0 | | | | | |
| Reese School District [Ind. Personal] | \$1,935,100 | | | | | |
| | \$5,448,118 | | | | | |
| Vassar School District [Non-PRE] | \$5,926,951 | Tuscola ISD | \$54,216,625 | | | |
| Vassar School District [PRE] | \$48,289,674 | | | | | |
| Vassar School District [Com. Personal] | \$89,900 | | | | | |
| Vassar School District [Ind. Personal] | \$27,090,000 | | | | | |
| | \$81,396,525 | | | | | |
| Kingston Township | | | | All Property | \$41,049,844 | Fire Millage \$33,216,898 |
| Marlette School District [Non-PRE] | \$56,441 | Sanilac ISD | \$475,758 | | | |
| Marlette School District [PRE] | \$419,317 | | | | | |
| Marlette School District [Com. Personal] | \$0 | | | | | |
| Marlette School District [Ind. Personal] | \$0 | | | | | |
| | \$475,758 | | | | | |
| Cass City School District [Non-PRE] | \$1,954,400 | Tuscola ISD | \$8,888,758 | | | |
| Cass City School District [PRE] | \$6,934,358 | | | | | |
| Cass City School District [Com. Personal] | \$0 | | | | | |
| Cass City School District [Ind. Personal] | \$0 | | | | | |
| | \$8,888,758 | | | | | |
| Kingston School District [Non-PRE] | \$8,307,842 | Tuscola ISD | \$31,685,328 | | | |
| Kingston School District [PRE] | \$23,377,486 | | | | | |
| Kingston School District [Com. Personal] | \$85,824 | | | | | |
| Kingston School District [Ind. Personal] | \$0 | | | | | |
| | \$31,771,152 | | | | | |
| Koylton Township | | | | All Property | \$48,968,923 | |
| Marlette School District [Non-PRE] | \$2,594,990 | Sanilac ISD | \$18,668,999 | | | |
| Marlette School District [PRE] | \$16,074,009 | | | | | |
| Marlette School District [Com. Personal] | \$308,700 | | | | | |
| Marlette School District [Ind. Personal] | \$0 | | | | | |
| | \$18,977,699 | | | | | |
| Kingston School District [Non-PRE] | \$8,808,407 | Tuscola ISD | \$30,299,924 | | | |
| Kingston School District [PRE] | \$21,491,517 | | | | | |
| Kingston School District [Com. Personal] | \$95,200 | | | | | |
| Kingston School District [Ind. Personal] | \$0 | | | | | |
| | \$30,395,124 | | | | | |
| Millington Township | | | | All Property | \$119,947,888 | Millington Arbela Library \$119,947,888 |
| Millington School District [Non-PRE] | \$24,143,702 | Tuscola ISD | \$119,947,888 | | | |
| Millington School District [PRE] | \$95,804,186 | | | | | |
| Millington School District [Com. Personal] | \$1,029,000 | | | | | |
| Millington School District [Ind. Personal] | \$670,100 | | | | | Police Millage \$96,525,205 |
| | \$121,646,988 | | | | | |
| Novesta Township | | | | All Property | \$39,760,407 | Rawson Library \$39,760,407 |
| Cass City School District [Non-PRE] | \$6,331,206 | Tuscola ISD | \$39,760,407 | | | |
| Cass City School District [PRE] | \$33,429,201 | | | | | |
| Cass City School District [Com. Personal] | \$126,400 | | | | | |
| Cass City School District [Ind. Personal] | \$0 | | | | | |
| | \$39,886,807 | | | | | |
| Tuscola Township | | | | All Property | \$84,661,009 | Fire \$70,835,109 Bullard Sanford Library \$84,661,009 |
| Frankenmuth School District [Non-PRE] | \$11,373,797 | Saginaw ISD | \$27,984,903 | | | |
| Frankenmuth School District [PRE] | \$16,611,106 | | | | | |
| Frankenmuth School District [Com. Personal] | \$0 | | | | | |
| Frankenmuth School District [Ind. Personal] | \$0 | | | | | |
| | \$27,984,903 | | | | | |
| Millington School District [Non-PRE] | \$5,300 | Tuscola ISD | \$649,846 | | | |
| Millington School District [PRE] | \$644,546 | | | | | |
| Millington School District [Com. Personal] | \$0 | | | | | |
| Millington School District [Ind. Personal] | \$0 | | | | | |
| | \$649,846 | | | | | |
| Vassar School District [Non-PRE] | \$8,466,579 | Tuscola ISD | \$56,026,260 | | | |
| Vassar School District [PRE] | \$47,559,681 | | | | | |
| Vassar School District [Com. Personal] | \$825,100 | | | | | |
| Vassar School District [Ind. Personal] | \$390,500 | | | | | |
| | \$57,241,860 | | | | | |

| | | | | | | | |
|------------------------------------------------------|--------------|--------------|-------------------|--------------|--------------|-------------------------|--------------|
| Vassar Township | | | | All Property | \$92,325,519 | Bullard Sanford Library | \$92,325,519 |
| Mayville School District [Non-PRE] | \$217,441 | Tuscola ISD | \$275,667 | | | | |
| Mayville School District [PRE] | \$58,226 | | | | | | |
| Mayville School District [Com. Personal] | \$0 | | | | | | |
| Mayville School District [Ind. Personal] | \$0 | | | | | | |
| | \$275,667 | | | | | | |
| Millington School District [Non-PRE] | \$2,726,055 | Tuscola ISD | \$10,599,701 | | | | |
| Millington School District [PRE] | \$7,873,646 | | | | | | |
| Millington School District [Com. Personal] | \$0 | | | | | | |
| Millington School District [Ind. Personal] | \$0 | | | | | | |
| | \$10,599,701 | | | | | | |
| Vassar School District [Non-PRE] | \$19,049,339 | Tuscola ISD | \$81,450,151 | | | | |
| Vassar School District [PRE] | \$62,400,812 | | | | | | |
| Vassar School District [Com. Personal] | \$672,850 | | | | | | |
| Vassar School District [Ind. Personal] | \$49,920 | | | | | | |
| | \$82,172,921 | | | | | | |
| Watertown Township | | | | All Property | \$58,371,108 | | |
| Mayville School District [Non-PRE] | \$7,346,743 | Tuscola ISD | \$36,236,745 | | | | |
| Mayville School District [PRE] | \$28,890,002 | | | | | | |
| Mayville School District [Com. Personal] | \$0 | | | | | | |
| Mayville School District [Ind. Personal] | \$26,830 | | | | | | |
| | \$36,263,575 | | | | | | |
| Millington School District [Non-PRE] | \$5,120,740 | Tuscola ISD | \$22,134,363 | | | | |
| Millington School District [PRE] | \$17,013,623 | | | | | | |
| Millington School District [Com. Personal] | \$0 | | | | | | |
| Millington School District [Ind. Personal] | \$7,060 | | | | | | |
| | \$22,141,423 | | | | | | |
| Wells Township | | | | All Property | \$47,626,338 | Caro District Library | \$23,267,691 |
| Caro School District [Non-PRE] | \$4,564,964 | Tuscola ISD | \$23,267,691 | | | | |
| Caro School District [PRE] | \$18,702,727 | | | | | | |
| Caro School District [Com. Personal] | \$700 | | | | | | |
| Caro School District [Ind. Personal] | \$1,232,200 | | | | | | |
| | \$24,500,591 | | | | | | |
| Cass City School District [Non-PRE] | \$918,764 | Tuscola ISD | \$2,885,479 | | | | |
| Cass City School District [PRE] | \$1,966,715 | | | | | | |
| Cass City School District [Com. Personal] | \$0 | | | | | | |
| Cass City School District [Ind. Personal] | \$0 | | | | | | |
| | \$2,885,479 | | | | | | |
| Kingston School District [Non-PRE] | \$5,481,468 | Tuscola ISD | \$21,473,168 | | | | |
| Kingston School District [PRE] | \$15,991,700 | | | | | | |
| Kingston School District [Com. Personal] | \$105,000 | | | | | | |
| Kingston School District [Ind. Personal] | \$3,700 | | | | | | |
| | \$21,581,868 | | | | | | |
| Wisner Township | | | | All Property | \$28,250,064 | Fairgrove Library | \$15,040,953 |
| Akron-Fairgrove School District [Non-PRE] | \$2,882,296 | Tuscola ISD | \$15,040,953 | | | | |
| Akron-Fairgrove School District [PRE] | \$12,158,657 | | | | | | |
| Akron-Fairgrove School District [Com. Personal] | \$58,500 | | | | | | |
| Akron-Fairgrove School District [Ind. Personal] | \$798,300 | | | | | | |
| | \$15,897,753 | | | | | | |
| Unionville-Sebewaing School District [Non-PRE] | \$1,895,959 | Tuscola ISD | \$13,209,111 | | | | |
| Unionville-Sebewaing School District [PRE] | \$11,313,152 | | | | | | |
| Unionville-Sebewaing School District [Com. Personal] | \$10,800 | | | | | | |
| Unionville-Sebewaing School District [Ind. Personal] | \$0 | | | | | | |
| | \$13,219,911 | | | | | | |
| City of Caro | | | | All Property | \$90,726,999 | Caro District Library | \$90,726,999 |
| Caro School District [Non-PRE] | \$49,862,512 | Tuscola ISD | \$90,726,999 | | | Caro Transit Authority | \$90,726,999 |
| Caro School District [PRE] | \$40,864,487 | | | | | | |
| Caro School District [Com. Personal] | \$3,020,102 | | | | | | |
| Caro School District [Ind. Personal] | \$1,584,344 | | | | | | |
| | \$95,331,445 | | | | | | |
| City of Vassar | | | | All Property | \$44,590,137 | Bullard Sanford Library | \$44,590,137 |
| Vassar School District [Non-PRE] | \$16,042,773 | Tuscola ISD | \$44,590,137 | | | | |
| Vassar School District [PRE] | \$28,547,364 | | | | | | |
| Vassar School District [Com. Personal] | \$1,616,200 | | | | | | |
| Vassar School District [Ind. Personal] | \$39,100 | | | | | | |
| | \$46,245,437 | | | | | | |
| Village of Akron - Akron Twp. | \$4,147,379 | | | | | | |
| Village of Akron - Fairgrove Twp. | \$2,407,824 | | | | | | |
| Village of Cass City** | \$50,186,038 | | | | | | |
| Village of Fairgrove | \$7,068,703 | | | | | | |
| Village of Gagetown | \$4,185,615 | | | | | | |
| Village of Kingston - Kingston Twp. | \$4,790,287 | real only | \$4,319,108 | | | | |
| Village of Kingston - Koylton Twp. | \$1,350,661 | real only | \$1,118,461 | | | | |
| Village of Mayville | \$16,543,259 | | | | | | |
| Village of Millington | \$19,545,183 | | | | | | |
| Village of Reese/Fire Apparatus Special | \$30,635,369 | \$29,303,269 | village real only | | | | |
| Village of Unionville | \$8,775,569 | | | | | | |

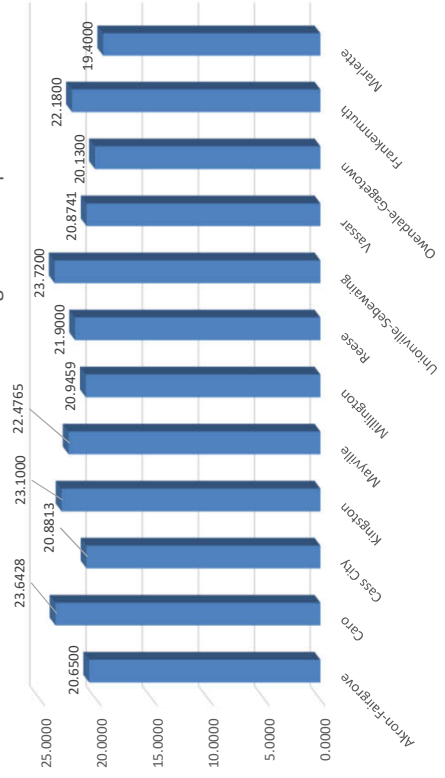
Township Total Millage Rate Comparison



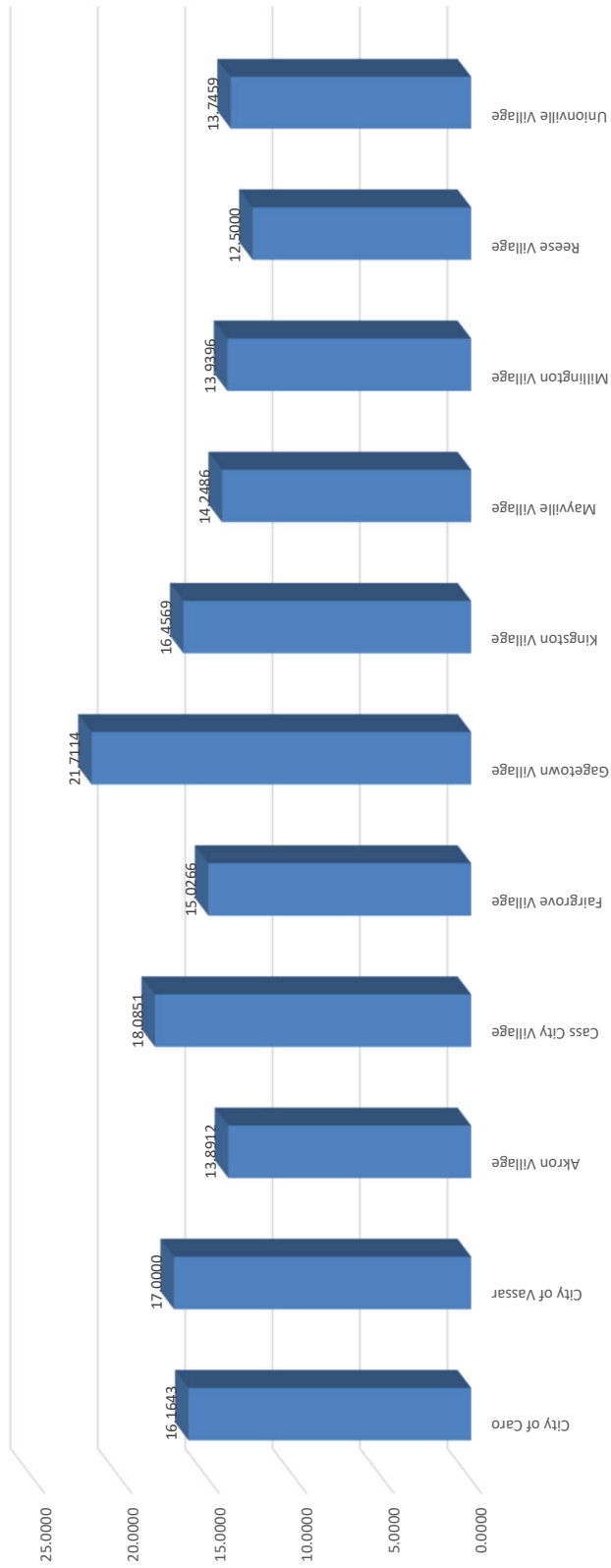
Library & Authority Total Millage Rate Comparison



School District Non-Homestead Millage Rate Comparison



City & Village Total Millage Rate Comparison



Akron Township (001)

2021 Ad Valorem Taxes

| Taxing Entity | Name | Purpose of Tax | Amount of Tax Mills | 2021 Taxable Valuation | Estimate of Tax Dollars | Total Tax Mills | Total Est. Tax Dollars |
|-----------------|----------------------|-----------------------|------------------------|---------------------------|----------------------------|--------------------|---------------------------|
| County | Tuscola | Operating | 3.9141 | \$143,896,677 | \$563,226 | 8.3121 | \$1,135,647 |
| | | Bridge/Streets | 0.4807 | | \$69,171 | | |
| | | Senior Citizens | 0.3200 | | \$46,047 | | |
| | | Medical Care | 0.2500 | | \$35,974 | | |
| | | Road Patrol | 1.3300 | | \$191,383 | | |
| | | Roads/Streets | 0.9657 | | \$138,961 | | |
| | | Mosquito | 0.6316 | | \$90,885 | | |
| | | Recycling | 0.1500 | | | | |
| | | Veterans | 0.1700 | | | | |
| | | MSU Extension | 0.1000 | | | | |
| Township | Akron | Operating | 1.4038 | \$143,896,677 | \$202,002 | 5.2224 | \$751,486 |
| | | Emergency Svcs. | 0.9994 | | \$143,810 | | |
| | | Blacktop | 1.8730 | | \$269,518 | | |
| | | Roads | 0.9462 | | \$136,155 | | |
| Village | Akron | Operating | 10.8880 | \$4,147,379 | \$45,157 | 13.8912 | \$57,612 |
| | | Hydrants | 2.0032 | | \$8,308 | | |
| | | Streets | 1.0000 | | \$4,147 | | |
| School District | Akron-Fairgrove | Total Non-PRE | 20.6500 | \$15,927,163 | \$328,896 | | \$603,949 |
| | | Total PRE | 2.6500 | \$62,412,241 | \$165,392 | | |
| | | Total Com Personal | 8.6500 | \$11,300 | \$98 | | |
| | | Total Ind Personal | 2.6500 | \$41,344,500 | \$109,563 | | |
| | | TOTAL COMBINED | | \$119,695,204 | | | |
| School District | Unionville-Sebewaing | Total Non-PRE | 23.7200 | \$17,153,415 | \$406,879 | | \$767,805 |
| | | Total PRE | 5.7200 | \$48,403,858 | \$276,870 | | |
| | | Total Com Personal | 11.7200 | \$276,400 | \$3,239 | | |
| | | Total Ind Personal | 5.7200 | \$14,128,700 | \$80,816 | | |
| | | TOTAL COMBINED | | \$79,962,373 | | | |
| Interm. School | Tuscola ISD | Operating | 0.1411 | \$199,657,577 | \$28,172 | 4.2409 | \$846,728 |
| | | Extra Voted | 4.0998 | | \$818,556 | | |
| State Education | Michigan | State Education Tax | 6.0000 | \$88,423,477 | | | \$530,541 |
| Library | Fairgrove | Operating & Ex Voted | 0.7916 | \$78,339,404 | | | \$62,013 |

| Totals for Taxable Status by School District | Summer | Winter | Total |
|------------------------------------------------------|--------|---------|---------|
| Akron-Fairgrove School District [Non-PRE] | 9.9141 | 35.3029 | 45.2170 |
| Akron-Fairgrove School District [PRE] | 9.9141 | 17.3029 | 27.2170 |
| Akron-Fairgrove School District [Com. Personal] | 9.9141 | 23.3029 | 33.2170 |
| Akron-Fairgrove School District [Ind. Personal] | 3.9141 | 17.3029 | 21.2170 |
| Unionville-Sebewaing School District [Non-PRE] | 9.9141 | 37.5813 | 47.4954 |
| Unionville-Sebewaing School District [PRE] | 9.9141 | 19.5813 | 29.4954 |
| Unionville-Sebewaing School District [Com. Personal] | 9.9141 | 25.5813 | 35.4954 |
| Unionville-Sebewaing School District [Ind. Personal] | 3.9141 | 19.5813 | 23.4954 |

Akron Village Properties Only

| | | | |
|-------------------------------------------------|---------|---------|---------|
| Akron-Fairgrove School District [Non-PRE] | 23.8053 | 35.3029 | 59.1082 |
| Akron-Fairgrove School District [PRE] | 23.8053 | 17.3029 | 41.1082 |
| Akron-Fairgrove School District [Com. Personal] | 23.8053 | 23.3029 | 47.1082 |
| Akron-Fairgrove School District [Ind. Personal] | 17.8053 | 17.3029 | 35.1082 |

Almer Township (002)
2021 Ad Valorem Taxes

| Taxing Entity | Name | Purpose of Tax | Amount of Tax Mills | 2021 Taxable Valuation | Estimate of Tax Dollars | Total Tax Mills | Total Est. Tax Dollars |
|------------------------------|-----------------|----------------------|------------------------|---------------------------|----------------------------|--------------------|---------------------------|
| County | Tuscola | Operating | 3.9141 | \$65,656,935 | \$256,988 | 8.3121 | \$545,747 |
| | | Bridge/Streets | 0.4807 | | \$31,561 | | |
| | | Senior Citizens | 0.3200 | | \$21,010 | | |
| | | Medical Care | 0.2500 | | \$16,414 | | |
| | | Road Patrol | 1.3300 | | \$87,324 | | |
| | | Roads/Streets | 0.9657 | | \$63,405 | | |
| | | Mosquito | 0.6316 | | \$41,469 | | |
| | | Recycling | 0.1500 | | \$9,849 | | |
| | | Veterans | 0.1700 | | \$11,162 | | |
| | | MSU Extension | 0.1000 | | \$6,566 | | |
| Township | Almer | Operating | 1.4500 | \$65,656,935 | \$95,203 | 3.4430 | \$226,057 |
| | | Roads | 0.9965 | | \$65,427 | | |
| | | Roads | 0.9965 | | \$65,427 | | |
| Township Special Assessments | Almer | | | | | 0.0000 | \$0 |
| School District | Akron-Fairgrove | Total Non-PRE | 20.6500 | \$435,287 | \$8,989 | | \$31,617 |
| | | Total PRE | 2.6500 | \$8,538,970 | \$22,628 | | |
| | | Total Com Personal | 8.6500 | \$0 | \$0 | | |
| | | Total Ind Personal | 2.6500 | \$0 | \$0 | | |
| | | TOTAL COMBINED | | \$8,974,257 | | | |
| School District | Caro | Total Non-PRE | 23.6428 | \$11,839,658 | \$279,923 | | \$531,508 |
| | | Total PRE | 5.6500 | \$43,634,424 | \$246,534 | | |
| | | Total Com Personal | 11.6428 | \$433,800 | \$5,051 | | |
| | | Total Ind Personal | 5.6500 | \$0 | \$0 | | |
| | | TOTAL COMBINED | | \$55,907,882 | | | |
| School District | Cass City | Total Non-PRE | 20.8813 | \$29,049 | \$607 | | \$4,145 |
| | | Total PRE | 3.0000 | \$1,179,547 | \$3,539 | | |
| | | Total Com Personal | 8.8813 | \$0 | \$0 | | |
| | | Total Ind Personal | 3.0000 | \$0 | \$0 | | |
| | | TOTAL COMBINED | | \$1,208,596 | | | |
| Interm. School | Tuscola ISD | Operating | 0.1411 | \$65,656,935 | \$9,264 | 4.2409 | \$278,444 |
| | | Extra Voted | 4.0998 | | \$269,180 | | |
| State Education | Michigan | State Education Tax | 6.0000 | \$65,656,935 | | | \$393,942 |
| Library | Fairgrove | Operating & Ex Voted | 0.7916 | \$8,974,257 | | | \$7,104 |
| Library | Caro District | Operating & Ex Voted | 1.4882 | \$55,474,082 | | | \$82,557 |
| Authority | Caro Transit | Operating & Ex Voted | 1.9972 | \$65,656,935 | | | \$131,130 |

| Totals for Taxable Status by School District | Summer | Winter | Total |
|-------------------------------------------------|--------|---------|---------|
| Akron-Fairgrove School District [Non-PRE] | 9.9141 | 35.5207 | 45.4348 |
| Akron-Fairgrove School District [PRE] | 9.9141 | 17.5207 | 27.4348 |
| Akron-Fairgrove School District [Com. Personal] | 9.9141 | 23.5207 | 33.4348 |
| Akron-Fairgrove School District [Ind. Personal] | 3.9141 | 17.5207 | 21.4348 |
| Caro School District [Non-PRE] | 9.9141 | 39.2101 | 49.1242 |
| Caro School District [PRE] | 9.9141 | 21.2173 | 31.1314 |
| Caro School District [Com. Personal] | 9.9141 | 27.2101 | 37.1242 |
| Caro School District [Ind. Personal] | 3.9141 | 21.2173 | 25.1314 |
| Cass City School District [Non-PRE] | 9.9141 | 34.9604 | 44.8745 |
| Cass City School District [PRE] | 9.9141 | 17.0791 | 26.9932 |
| Cass City School District [Com. Personal] | 9.9141 | 22.9604 | 32.8745 |
| Cass City School District [Ind. Personal] | 3.9141 | 17.0791 | 20.9932 |

Arbela Township (003)
2021 Ad Valorem Taxes

| Taxing Entity | Name | Purpose of Tax | Amount of Tax Mills | 2021 Taxable Valuation | Estimate of Tax Dollars | Total Tax Mills | Total Est. Tax Dollars |
|------------------------------|-------------------|----------------------|------------------------|---------------------------|----------------------------|--------------------|---------------------------|
| County | Tuscola | Operating | 3.9141 | \$74,946,813 | \$293,349 | 8.3121 | \$622,965 |
| | | Bridge/Streets | 0.4807 | | \$36,027 | | |
| | | Senior Citizens | 0.3200 | | \$23,983 | | |
| | | Medical Care | 0.2500 | | \$18,737 | | |
| | | Road Patrol | 1.3300 | | \$99,679 | | |
| | | Roads/Streets | 0.9657 | | \$72,376 | | |
| | | Mosquito | 0.6316 | | \$47,336 | | |
| | | Recycling | 0.1500 | | \$11,242 | | |
| | | Veterans | 0.1700 | | \$12,741 | | |
| | | MSU Extension | 0.1000 | | \$7,495 | | |
| Township | Arbela | Operating | 1.3644 | \$74,946,813 | \$102,257 | 3.8224 | \$286,477 |
| | | Roads | 0.9832 | | \$73,688 | | |
| | | Roads | 0.9832 | | \$73,688 | | |
| | | Fire Equipment | 0.4916 | | \$36,844 | | |
| Township Special Assessments | Arbela | Police | 2.0000 | \$70,591,663 | \$141,183 | 2.0000 | \$141,183 |
| School District | Frankenmuth | Total Non-PRE | 22.1800 | \$5,400 | \$120 | | \$1,476 |
| | | Total PRE | 4.1800 | \$324,460 | \$1,356 | | |
| | | Total Com Personal | 10.1800 | \$0 | \$0 | | |
| | | Total Ind Personal | 4.1800 | \$0 | \$0 | | |
| | | TOTAL COMBINED | | \$329,860 | | | |
| School District | Millington | Total Non-PRE | 20.9459 | \$10,943,830 | \$229,228 | | \$416,982 |
| | | Total PRE | 2.9459 | \$63,390,213 | \$186,741 | | |
| | | Total Com Personal | 8.9459 | \$113,200 | \$1,013 | | |
| | | Total Ind Personal | 2.9459 | \$0 | \$0 | | |
| | | TOTAL COMBINED | | \$74,447,243 | | | |
| School District | Vassar | Total Non-PRE | 20.8741 | \$15,000 | \$313 | | \$1,117 |
| | | Total PRE | 3.0000 | \$267,910 | \$804 | | |
| | | Total Com Personal | 8.8741 | \$0 | \$0 | | |
| | | Total Ind Personal | 3.0000 | \$0 | \$0 | | |
| | | TOTAL COMBINED | | \$282,910 | | | |
| Interm. School | Saginaw | Operating | 0.1455 | \$329,860 | \$48 | 3.0872 | \$1,018 |
| | | Extra Voted | 2.9417 | | \$970 | | |
| Interm. School | Tuscola | Operating | 0.1411 | \$74,730,153 | \$10,544 | | \$316,923 |
| | | Extra Voted | 4.0998 | | \$306,379 | | |
| State Education | Michigan | State Education Tax | 6.0000 | \$74,946,813 | | | \$449,681 |
| Library | Millington-Arbela | Operating & Ex Voted | 0.9641 | \$74,946,813 | | | \$72,256 |

| Totals for Taxable Status by School District | Summer | Winter | Total |
|----------------------------------------------|--------|---------|---------|
| Frankenmuth School District [Non-PRE] | 9.9141 | 34.4517 | 44.3658 |
| Frankenmuth School District [PRE] | 9.9141 | 16.4517 | 26.3658 |
| Frankenmuth School District [Com. Personal] | 9.9141 | 22.4517 | 32.3658 |
| Frankenmuth School District [Ind. Personal] | 3.9141 | 16.4517 | 20.3658 |
| Millington School District [Non-PRE] | 9.9141 | 34.3713 | 44.2854 |
| Millington School District [PRE] | 9.9141 | 16.3713 | 26.2854 |
| Millington School District [Com. Personal] | 9.9141 | 22.3713 | 32.2854 |
| Millington School District [Ind. Personal] | 3.9141 | 16.3713 | 20.2854 |
| Vassar School District [Non-PRE] | 9.9141 | 34.2995 | 44.2136 |
| Vassar School District [PRE] | 9.9141 | 16.4254 | 26.3395 |
| Vassar School District [Com. Personal] | 9.9141 | 22.2995 | 32.2136 |
| Vassar School District [Ind. Personal] | 3.9141 | 16.4254 | 20.3395 |

Columbia Township (004)

2021 Ad Valorem Taxes

| Taxing Entity | Name | Purpose of Tax | Amount of Tax Mills | 2021 Taxable Valuation | Estimate of Tax Dollars | Total Tax Mills | Total Est. Tax Dollars |
|------------------------------|----------------------|-------------------------|------------------------|---------------------------|----------------------------|--------------------|---------------------------|
| County | Tuscola | Operating | 3.9141 | \$174,829,830 | \$684,301 | 8.3121 | \$1,453,203 |
| | | Bridge/Streets | 0.4807 | | \$84,041 | | |
| | | Senior Citizens | 0.3200 | | \$55,946 | | |
| | | Medical Care | 0.2500 | | \$43,707 | | |
| | | Road Patrol | 1.3300 | | \$232,524 | | |
| | | Roads/Streets | 0.9657 | | \$168,833 | | |
| | | Mosquito | 0.6316 | | \$110,423 | | |
| | | Recycling | 0.1500 | | \$26,224 | | |
| | | Veterans | 0.1700 | | \$29,721 | | |
| MSU Extension | 0.1000 | | \$17,483 | | | | |
| Township | Columbia | Operating | 1.4106 | \$174,829,830 | \$246,615 | 6.3912 | \$1,117,372 |
| | | Roads | 1.4927 | | \$260,968 | | |
| | | Emergency Svcs. | 0.9952 | | \$173,991 | | |
| | | Roads | 1.4927 | | \$260,968 | | |
| | | Library | 1.0000 | | \$174,830 | | |
| Township Special Assessments | Columbia | | | | | 0.0000 | \$0 |
| Village | Unionville | Operating | 11.0864 | \$8,775,569 | \$97,289 | 13.7459 | \$120,628 |
| | | Streets/Sidewalks | 2.6595 | | \$23,339 | | |
| School District | Owendale-Gagetown | Total Non-PRE | 20.1300 | \$262,713 | \$5,288 | | \$29,656 |
| | | Total PRE | 2.1300 | \$6,119,474 | \$13,034 | | |
| | | Total Com Personal | 8.1300 | \$0 | \$0 | | |
| | | Total Ind Personal | 2.1300 | \$5,320,800 | \$11,333 | | |
| | | TOTAL COMBINED | | \$11,702,987 | | | |
| School District | Akron-Fairgrove | Total Non-PRE | 20.6500 | \$227,000 | \$4,688 | | \$29,055 |
| | | Total PRE | 2.6500 | \$5,263,798 | \$13,949 | | |
| | | Total Com Personal | 8.6500 | \$0 | \$0 | | |
| | | Total Ind Personal | 2.6500 | \$3,931,600 | \$10,419 | | |
| | | TOTAL COMBINED | | \$9,422,398 | | | |
| School District | Caro | Total Non-PRE | 23.6428 | \$35,100 | \$830 | | \$32,551 |
| | | Total PRE | 5.6500 | \$2,953,878 | \$16,689 | | |
| | | Total Com Personal | 11.6428 | \$0 | \$0 | | |
| | | Total Ind Personal | 5.6500 | \$2,660,500 | \$15,032 | | |
| | | TOTAL COMBINED | | \$5,649,478 | | | |
| School District | Cass City | Total Non-PRE | 20.8813 | \$1,413,328 | \$29,512 | | \$197,904 |
| | | Total PRE | 3.0000 | \$31,108,005 | \$93,324 | | |
| | | Total Com Personal | 8.8813 | \$0 | \$0 | | |
| | | Total Ind Personal | 3.0000 | \$25,022,700 | \$75,068 | | |
| | | TOTAL COMBINED | | \$57,544,033 | | | |
| School District | Unionville-Sebewaing | Total Non-PRE | 23.7200 | \$12,766,902 | \$302,831 | | \$1,381,857 |
| | | Total PRE | 5.7200 | \$114,679,632 | \$655,967 | | |
| | | Total Com Personal | 11.7200 | \$31,600 | \$370 | | |
| | | Total Ind Personal | 5.7200 | \$73,896,600 | \$422,689 | | |
| | | TOTAL COMBINED | | \$201,374,734 | | | |
| Interm. School | Huron ISD | Operating | 0.1169 | \$11,702,987 | \$1,368 | 4.8886 | \$57,211 |
| | | Extra Voted | 4.7717 | | \$55,843 | | |
| Interm. School | Tuscola ISD | Operating | 0.1411 | \$273,990,643 | \$38,660 | 4.2409 | \$1,161,967 |
| | | Extra Voted | 4.0998 | | \$1,123,307 | | |
| State Education | Michigan | State Education Tax | 6.0000 | \$63,997,630 | | | \$383,986 |
| Library | Fairgrove | Operating & Extra Voted | 0.7916 | \$5,490,798 | | | \$4,347 |

Columbia Township (004)

2021 Ad Valorem Taxes

| Totals for Taxable Status by School District | Summer | Winter | Total |
|------------------------------------------------------|--------|---------|---------|
| Owendale-Gagetown School District [Non-PRE] | 9.9141 | 35.8078 | 45.7219 |
| Owendale-Gagetown School District [PRE] | 9.9141 | 17.8078 | 27.7219 |
| Owendale-Gagetown School District [Com. Personal] | 9.9141 | 23.8078 | 33.7219 |
| Owendale-Gagetown School District [Ind. Personal] | 3.9141 | 17.8078 | 21.7219 |
| Caro School District [PRE] | 9.9141 | 20.6801 | 30.5942 |
| Caro School District [Com. Personal] | 9.9141 | 26.6729 | 36.5870 |
| Caro School District [Ind. Personal] | 3.9141 | 20.6801 | 24.5942 |
| Cass City School District [Non-PRE] | 9.9141 | 35.9114 | 45.8255 |
| Cass City School District [PRE] | 9.9141 | 18.0301 | 27.9442 |
| Cass City School District [Com. Personal] | 9.9141 | 23.9114 | 33.8255 |
| Cass City School District [Ind. Personal] | 3.9141 | 18.0301 | 21.9442 |
| Unionville-Sebewaing School District [Non-PRE] | 9.9141 | 38.7501 | 48.6642 |
| Unionville-Sebewaing School District [PRE] | 9.9141 | 20.7501 | 30.6642 |
| Unionville-Sebewaing School District [Com. Personal] | 9.9141 | 26.7501 | 36.6642 |
| Unionville-Sebewaing School District [Ind. Personal] | 3.9141 | 20.7501 | 24.6642 |

Unionville Village Properties Only

| | | | |
|------------------------------------------------------|---------|---------|---------|
| Unionville-Sebewaing School District [Non-PRE] | 23.6600 | 38.7501 | 62.4101 |
| Unionville-Sebewaing School District [PRE] | 23.6600 | 20.7501 | 44.4101 |
| Unionville-Sebewaing School District [Com. Personal] | 23.6600 | 26.7501 | 50.4101 |
| Unionville-Sebewaing School District [Ind. Personal] | 17.6600 | 20.7501 | 38.4101 |

Dayton Township (005)

2021 Ad Valorem Taxes

| Taxing Entity | Name | Purpose of Tax | Amount of Tax Mills | 2021 Taxable Valuation | Estimate of Tax Dollars | Total Tax Mills | Total Est. Tax Dollars |
|------------------------------|-------------|----------------------|------------------------|---------------------------|----------------------------|--------------------|---------------------------|
| County | Tuscola | Operating | 3.9141 | \$57,196,811 | \$223,874 | 8.3121 | \$475,426 |
| | | Bridge/Streets | 0.4807 | | \$27,495 | | |
| | | Senior Citizens | 0.3200 | | \$18,303 | | |
| | | Medical Care | 0.2500 | | \$14,299 | | |
| | | Road Patrol | 1.3300 | | \$76,072 | | |
| | | Roads/Streets | 0.9657 | | \$55,235 | | |
| | | Mosquito | 0.6316 | | \$36,126 | | |
| | | Recycling | 0.1500 | | \$8,580 | | |
| | | Veterans | 0.1700 | | \$9,723 | | |
| | | MSU Extension | 0.1000 | | \$5,720 | | |
| Township | Dayton | Operating | 1.2334 | \$57,196,811 | \$70,547 | 3.2110 | \$183,659 |
| | | Roads | 0.9888 | | \$56,556 | | |
| | | Roads | 0.9888 | | \$56,556 | | |
| Township Special Assessments | | Dayton | | | | 0.0000 | \$0 |
| School District | Kingston | Total Non-PRE | 23.1000 | \$6,469,327 | \$149,441 | | \$214,013 |
| | | Total PRE | 5.1000 | \$12,661,011 | \$64,571 | | |
| | | Total Com Personal | 11.1000 | \$0 | \$0 | | |
| | | Total Ind Personal | 5.1000 | \$0 | \$0 | | |
| | | TOTAL COMBINED | | \$19,130,338 | | | |
| School District | Mayville | Total Non-PRE | 22.4765 | \$10,131,564 | \$227,722 | | \$379,474 |
| | | Total PRE | 5.4000 | \$27,934,909 | \$150,849 | | |
| | | Total Com Personal | 10.4765 | \$86,200 | \$903 | | |
| | | Total Ind Personal | 5.4000 | \$0 | \$0 | | |
| | | TOTAL COMBINED | | \$38,152,673 | | | |
| Interm. School | Tuscola ISD | Operating | 0.1411 | \$57,196,811 | \$8,070 | 4.2409 | \$242,566 |
| | | Extra Voted | 4.0998 | | \$234,495 | | |
| State Education | Michigan | State Education Tax | 6.0000 | \$57,196,811 | | | \$343,181 |
| Library | Mayville | Operating & Ex Voted | 0.7253 | \$57,196,811 | | | \$41,485 |

| Totals for Taxable Status by School District | | Summer | Winter | Total |
|----------------------------------------------|--|--------|---------|---------|
| Kingston School District [Non-PRE] | | 9.9141 | 35.6752 | 45.5893 |
| Kingston School District [PRE] | | 9.9141 | 17.6752 | 27.5893 |
| Kingston School District [Com. Personal] | | 9.9141 | 23.6752 | 33.5893 |
| Kingston School District [Ind. Personal] | | 3.9141 | 17.6752 | 21.5893 |
| Mayville School District [Non-PRE] | | 9.9141 | 35.0517 | 44.9658 |
| Mayville School District [PRE] | | 9.9141 | 17.9752 | 27.8893 |
| Mayville School District [Com. Personal] | | 9.9141 | 23.0517 | 32.9658 |
| Mayville School District [Ind. Personal] | | 3.9141 | 17.9752 | 21.8893 |

Denmark Township (006)

2021 Ad Valorem Taxes

| Taxing Entity | Name | Purpose of Tax | Amount of Tax Mills | 2021 Taxable Valuation | Estimate of Tax Dollars | Total Tax Mills | Total Est. Tax Dollars |
|---------------------------------|----------------|----------------------|------------------------|---------------------------|----------------------------|--------------------|---------------------------|
| County | Tuscola | Operating | 3.9141 | \$110,232,101 | \$431,459 | 8.3121 | \$916,260 |
| | | Bridge/Streets | 0.4807 | | \$52,989 | | |
| | | Senior Citizens | 0.3200 | | \$35,274 | | |
| | | Medical Care | 0.2500 | | \$27,558 | | |
| | | Road Patrol | 1.3300 | | \$146,609 | | |
| | | Roads/Streets | 0.9657 | | \$106,451 | | |
| | | Mosquito | 0.6316 | | \$69,623 | | |
| | | Recycling | 0.1500 | | \$16,535 | | |
| | | Veterans | 0.1700 | | \$18,739 | | |
| | | MSU Extension | 0.1000 | | \$11,023 | | |
| Township | Denmark | Operating | 1.4518 | \$110,232,101 | \$160,035 | 3.4518 | \$380,499 |
| | | Roads | 1.0000 | | \$110,232 | | |
| | | Roads | 1.0000 | | \$110,232 | | |
| Township Special Assessments | Denmark | Fire | 1.0000 | \$94,347,801 | \$94,348 | 1.9350 | \$169,173 |
| | | VAAS | 0.3100 | \$110,232,101 | \$34,172 | | |
| | | Fire Equipment | 0.6250 | \$65,044,532 | \$40,653 | | |
| Village | Reese | Operating | 10.5000 | \$30,635,369 | \$321,671 | 11.0000 | \$336,989 |
| | | Sidewalks | 0.5000 | | \$15,318 | | |
| Village Special Assessments | Reese | Fire Apparatus | 1.5000 | \$29,303,269 | \$43,955 | | \$43,955 |
| School District | Frankenmuth | Total Non-PRE | 22.1800 | \$130,838 | \$2,902 | 40.7200 | \$5,928 |
| | | Total PRE | 4.1800 | \$723,944 | \$3,026 | | |
| | | Total Com Personal | 10.1800 | \$0 | \$0 | | |
| | | Total Ind Personal | 4.1800 | \$0 | \$0 | | |
| | | TOTAL COMBINED | | \$854,782 | | | |
| School District | Reese | Total Non-PRE | 21.9000 | \$23,447,575 | \$513,502 | | \$775,276 |
| | | Total PRE | 3.9000 | \$65,795,442 | \$256,602 | | |
| | | Total Com Personal | 9.9000 | \$490,500 | \$4,856 | | |
| | | Total Ind Personal | 3.9000 | \$81,100 | \$316 | | |
| | | TOTAL COMBINED | | \$89,814,617 | | | |
| School District | Vassar | Total Non-PRE | 20.8741 | \$2,326,492 | \$48,563 | | \$101,990 |
| | | Total PRE | 3.0000 | \$17,807,810 | \$53,423 | | |
| | | Total Com Personal | 8.8741 | \$0 | \$0 | | |
| | | Total Ind Personal | 3.0000 | \$1,200 | \$4 | | |
| | | TOTAL COMBINED | | \$20,135,502 | | | |
| Interm. School | Saginaw ISD | Operating | 0.1455 | \$854,782 | \$124 | 3.0872 | \$2,639 |
| | | Extra Voted | 2.9417 | | \$2,515 | | |
| Interm. School | Tuscola ISD | Operating | 0.1411 | \$109,950,119 | \$15,514 | 4.2409 | \$466,287 |
| | | Extra Voted | 4.0998 | | \$450,773 | | |
| State Education | Michigan | State Education Tax | 6.0000 | \$110,149,801 | | | \$660,899 |
| Library | Reese District | Operating & Ex Voted | 0.9965 | \$110,232,101 | | | \$109,846 |

| Totals for Taxable Status by School District | Summer | Winter | Total |
|----------------------------------------------|--------|---------|---------|
| Frankenmuth School District [Non-PRE] | 9.9141 | 34.1135 | 44.0276 |
| Frankenmuth School District [PRE] | 9.9141 | 16.1135 | 26.0276 |
| Frankenmuth School District [Com. Personal] | 9.9141 | 22.1135 | 32.0276 |
| Frankenmuth School District [Ind. Personal] | 3.9141 | 16.1135 | 20.0276 |
| Reese School District [Non-PRE] | 9.9141 | 34.9872 | 44.9013 |
| Reese School District [PRE] | 9.9141 | 16.9872 | 26.9013 |
| Reese School District [Com. Personal] | 9.9141 | 22.9872 | 32.9013 |
| Reese School District [Ind. Personal] | 3.9141 | 16.9872 | 20.9013 |

Denmark Township (006)**2021 Ad Valorem Taxes****Reese Village Properties Only**

| | | | |
|---------------------------------------|---------|---------|---------|
| Reese School District [Non-PRE] | 20.9141 | 34.9872 | 55.9013 |
| Reese School District [PRE] | 20.9141 | 16.9872 | 37.9013 |
| Reese School District [Com. Personal] | 20.9141 | 22.9872 | 43.9013 |
| Reese School District [Ind. Personal] | 14.9141 | 16.9872 | 31.9013 |

Elkland Township (007)
2021 Ad Valorem Taxes

| Taxing Entity | Name | Purpose of Tax | Amount of Tax Mills | 2021 Taxable Valuation | Estimate of Tax Dollars | Total Tax Mills | Total Est. Tax Dollars |
|------------------------------|-------------------|----------------------|------------------------|---------------------------|----------------------------|--------------------|---------------------------|
| County | Tuscola | Bridge/Streets | 0.4807 | \$93,211,300 | \$44,807 | 12.7101 | \$1,184,725 |
| | | Senior Citizens | 0.3200 | | \$29,828 | | |
| | | Medical Care | 0.2500 | | \$23,303 | | |
| | | Road Patrol | 1.3300 | | \$123,971 | | |
| | | Roads/Streets | 0.9657 | | \$90,014 | | |
| | | Mosquito | 0.6316 | | \$58,872 | | |
| | | Recycling | 0.1500 | | \$13,982 | | |
| | | Veterans | 0.1700 | | \$15,846 | | |
| | | MSU Extension | 0.1000 | | \$9,321 | | |
| | Total | 8.3121 | | \$774,782 | | | |
| Township | Elkland | Operating | 1.6380 | \$93,211,300 | \$152,680 | 3.6374 | \$339,047 |
| | | Fire/Ambulance | 0.9997 | | \$93,183 | | |
| | | Roads | 0.9997 | | \$93,183 | | |
| Township Special Assessments | Elkland | | | | | 0.0000 | \$0 |
| Village | Cass City | Operating | 12.4089 | \$50,186,038 | \$622,754 | 18.0851 | \$907,620 |
| | | Streets | 4.9162 | | \$246,725 | | |
| | | Landfill | 0.0800 | | \$4,015 | | |
| | | Promotions | 0.6800 | | \$34,127 | | |
| School District | Owendale-Gagetown | Total Non-PRE | 20.1300 | \$1,215,349 | \$24,465 | | \$31,284 |
| | | Total PRE | 2.1300 | \$3,201,335 | \$6,819 | | |
| | | Total Com Personal | 8.1300 | \$0 | \$0 | | |
| | | Total Ind Personal | 2.1300 | \$0 | \$0 | | |
| | | TOTAL COMBINED | | \$4,416,684 | | | |
| School District | Cass City | Total Non-PRE | 20.8813 | \$27,333,588 | \$570,761 | | \$776,394 |
| | | Total PRE | 3.0000 | \$61,461,028 | \$184,383 | | |
| | | Total Com Personal | 8.8813 | \$2,235,900 | \$19,858 | | |
| | | Total Ind Personal | 3.0000 | \$464,200 | \$1,393 | | |
| | | TOTAL COMBINED | | \$91,494,716 | | | |
| Interm. School | Huron ISD | Operating | 0.1169 | \$4,416,684 | \$516 | 4.8886 | \$21,591 |
| | | Extra Voted | 4.7717 | | \$21,075 | | |
| Interm. School | Tuscola ISD | Operating | 0.1411 | \$88,794,616 | \$12,529 | 4.2409 | \$376,569 |
| | | Extra Voted | 4.0998 | | \$364,040 | | |
| State Education | Michigan | State Education Tax | 6.0000 | \$92,747,100 | | | \$556,483 |
| Library | Rawson | Operating & Ex Voted | 1.0942 | \$93,211,300 | | | \$101,992 |

| Totals for Taxable Status by School District | | Summer | Winter | Total |
|---------------------------------------------------|--|--------|---------|---------|
| Owendale-Gagetown School District [Non-PRE] | | 9.9141 | 34.1482 | 44.0623 |
| Owendale-Gagetown School District [PRE] | | 9.9141 | 16.1482 | 26.0623 |
| Owendale-Gagetown School District [Com. Personal] | | 9.9141 | 22.1482 | 32.0623 |
| Owendale-Gagetown School District [Ind. Personal] | | 3.9141 | 16.1482 | 20.0623 |
| Cass City School District [Non-PRE] | | 9.9141 | 34.2518 | 44.1659 |
| Cass City School District [PRE] | | 9.9141 | 16.3705 | 26.2846 |
| Cass City School District [Com. Personal] | | 9.9141 | 22.2518 | 32.1659 |
| Cass City School District [Ind. Personal] | | 3.9141 | 16.3705 | 20.2846 |

Cass City Village Properties Only

| | | | |
|-------------------------------------------|---------|---------|---------|
| Cass City School District [Non-PRE] | 27.9992 | 34.2518 | 62.2510 |
| Cass City School District [PRE] | 27.9992 | 16.3705 | 44.3697 |
| Cass City School District [Com. Personal] | 27.9992 | 22.2518 | 50.2510 |
| Cass City School District [Ind. Personal] | 21.9992 | 16.3705 | 38.3697 |

Ellington Township (008)

2021 Ad Valorem Taxes

| Taxing Entity | Name | Purpose of Tax | Amount of Tax Mills | 2021 Taxable Valuation | Estimate of Tax Dollars | Total Tax Mills | Total Est. Tax Dollars |
|------------------------------|---------------|----------------------|------------------------|---------------------------|----------------------------|--------------------|---------------------------|
| County | Tuscola | Bridge/Streets | 0.4807 | \$43,168,789 | \$20,751 | 12.7101 | \$548,680 |
| | | Senior Citizens | 0.3200 | | \$13,814 | | |
| | | Medical Care | 0.2500 | | \$10,792 | | |
| | | Road Patrol | 1.3300 | | \$57,414 | | |
| | | Roads/Streets | 0.9657 | | \$41,688 | | |
| | | Mosquito | 0.6316 | | \$27,265 | | |
| | | Recycling | 0.1500 | | \$6,475 | | |
| | | Veterans | 0.1700 | | \$7,339 | | |
| | | MSU Extension | 0.1000 | | \$4,317 | | |
| | Total | 8.3121 | | \$358,823 | | | |
| Township | Ellington | Operating | 1.2881 | \$43,168,789 | \$55,606 | 4.7563 | \$205,324 |
| | | Roads | 2.9682 | | \$128,134 | | |
| | | Fire | 0.5000 | | \$21,584 | | |
| Township Special Assessments | | Ellington | | | | 0.0000 | \$0 |
| School District | Caro | Total Non-PRE | 23.6428 | \$6,467,201 | \$152,903 | \$319,788 | |
| | | Total PRE | 5.6500 | \$29,361,225 | \$165,891 | | |
| | | Total Com Personal | 11.6428 | \$85,400 | \$994 | | |
| | | Total Ind Personal | 5.6500 | \$0 | \$0 | | |
| | | TOTAL COMBINED | | \$35,913,826 | | | |
| School District | Cass City | Total Non-PRE | 20.8813 | \$1,169,844 | \$24,428 | \$42,939 | |
| | | Total PRE | 3.0000 | \$6,170,519 | \$18,512 | | |
| | | Total Com Personal | 8.8813 | \$0 | \$0 | | |
| | | Total Ind Personal | 3.0000 | \$0 | \$0 | | |
| | | TOTAL COMBINED | | \$7,340,363 | | | |
| Interm. School | Tuscola ISD | Operating | 0.1411 | \$35,828,426 | \$5,055 | 4.2409 | \$151,945 |
| | | Extra Voted | 4.0998 | | \$146,889 | | |
| State Education | Michigan | State Education Tax | 6.0000 | \$43,168,789 | | | \$259,013 |
| Library | Caro District | Operating & Ex Voted | 1.4882 | \$35,828,426 | | | \$53,320 |

| Totals for Taxable Status by School District | Summer | Winter | Total |
|----------------------------------------------|--------|---------|---------|
| | 9.9141 | 38.5262 | 48.4403 |
| Caro School District [Non-PRE] | 9.9141 | 20.5334 | 30.4475 |
| Caro School District [PRE] | 9.9141 | 26.5262 | 36.4403 |
| Caro School District [Com. Personal] | 3.9141 | 20.5334 | 24.4475 |
| Caro School District [Ind. Personal] | | | |
| Cass City School District [Non-PRE] | 9.9141 | 34.2765 | 44.1906 |
| Cass City School District [PRE] | 9.9141 | 16.3952 | 26.3093 |
| Cass City School District [Com. Personal] | 9.9141 | 22.2765 | 32.1906 |
| Cass City School District [Ind. Personal] | 3.9141 | 16.3952 | 20.3093 |

Elmwood Township (009)

2021 Ad Valorem Taxes

| Taxing Entity | Name | Purpose of Tax | Amount of Tax Mills | 2021 Taxable Valuation | Estimate of Tax Dollars | Total Tax Mills | Total Est. Tax Dollars |
|------------------------------|-------------------|----------------------|------------------------|---------------------------|----------------------------|--------------------|---------------------------|
| County | Tuscola | Bridge/Streets | 0.4807 | \$43,684,162 | \$20,999 | 12.7101 | \$555,230 |
| | | Senior Citizens | 0.3200 | | \$13,979 | | |
| | | Medical Care | 0.2500 | | \$10,921 | | |
| | | Road Patrol | 1.3300 | | \$58,100 | | |
| | | Roads/Streets | 0.9657 | | \$42,186 | | |
| | | Mosquito | 0.6316 | | \$27,591 | | |
| | | Recycling | 0.1500 | | \$6,553 | | |
| | | Veterans | 0.1700 | | \$7,426 | | |
| | | MSU Extension | 0.1000 | | \$4,368 | | |
| | | Total | 8.3121 | | \$363,107 | | |
| Township | Elmwood | Operating | 1.5322 | \$43,684,162 | \$66,933 | 5.2705 | \$230,237 |
| | | Roads | 1.4953 | | \$65,321 | | |
| | | Fire | 1.2461 | | \$54,435 | | |
| | | Roads | 0.9969 | | \$43,549 | | |
| Township Special Assessments | Elmwood | | | | | 0.0000 | \$0 |
| Village | Gagetown | Operating | 12.2639 | \$4,185,615 | \$51,332 | 21.7114 | \$90,876 |
| | | Streets | 2.4525 | | \$10,265 | | |
| | | DPW | 3.4975 | | \$14,639 | | |
| | | Law Enforcement | 3.4975 | | \$14,639 | | |
| School District | Owendale-Gagetown | Total Non-PRE | 20.1300 | \$3,098,849 | \$62,380 | | \$95,278 |
| | | Total PRE | 2.1300 | \$14,480,809 | \$30,844 | | |
| | | Total Com Personal | 8.1300 | \$252,600 | \$2,054 | | |
| | | Total Ind Personal | 2.1300 | \$0 | \$0 | | |
| | | TOTAL COMBINED | | \$17,832,258 | | | |
| School District | Cass City | Total Non-PRE | 20.8813 | \$2,422,304 | \$50,581 | | \$121,627 |
| | | Total PRE | 3.0000 | \$23,682,200 | \$71,047 | | |
| | | Total Com Personal | 8.8813 | \$0 | \$0 | | |
| | | Total Ind Personal | 3.0000 | \$0 | \$0 | | |
| | | TOTAL COMBINED | | \$26,104,504 | | | |
| Interm. School | Huron ISD | Operating | 0.1169 | \$17,579,658 | \$2,055 | 4.8886 | \$85,940 |
| | | Extra Voted | 4.7717 | | \$83,885 | | |
| Interm. School | Tuscola ISD | Operating | 0.1411 | \$26,104,504 | \$3,683 | 4.2409 | \$110,707 |
| | | Extra Voted | 4.0998 | | \$107,023 | | |
| State Education | Michigan | State Education Tax | 6.0000 | \$43,684,162 | | | \$262,105 |
| Library | Rawson | Operating & Ex Voted | 1.0942 | \$43,684,162 | | | \$47,799 |

| Totals for Taxable Status by School District | | Summer | Winter | Total |
|---------------------------------------------------|--|---------|---------|---------|
| Owendale-Gagetown School District [Non-PRE] | | 9.9141 | 35.7813 | 45.6954 |
| Owendale-Gagetown School District [PRE] | | 9.9141 | 17.7813 | 27.6954 |
| Owendale-Gagetown School District [Com. Personal] | | 9.9141 | 23.7813 | 33.6954 |
| Owendale-Gagetown School District [Ind. Personal] | | 3.9141 | 17.7813 | 21.6954 |
| Cass City School District [Non-PRE] | | 9.9141 | 35.8849 | 45.7990 |
| Cass City School District [PRE] | | 9.9141 | 18.0036 | 27.9177 |
| Cass City School District [Com. Personal] | | 9.9141 | 23.8849 | 33.7990 |
| Cass City School District [Ind. Personal] | | 3.9141 | 18.0036 | 21.9177 |
| Gagetown Village Properties Only | | | | |
| Owendale-Gagetown School District [Non-PRE] | | 31.6255 | 35.7813 | 67.4068 |
| Owendale-Gagetown School District [PRE] | | 31.6255 | 17.7813 | 49.4068 |
| Owendale-Gagetown School District [Com. Personal] | | 31.6255 | 23.7813 | 55.4068 |
| Owendale-Gagetown School District [Ind. Personal] | | 25.6255 | 17.7813 | 43.4068 |

Fairgrove Township (010)
2021 Ad Valorem Taxes

| Taxing Entity | Name | Purpose of Tax | Amount of Tax Mills | 2021 Taxable Valuation | Estimate of Tax Dollars | Total Tax Mills | Total Est. Tax Dollars |
|------------------------------|-----------------|----------------------|------------------------|---------------------------|----------------------------|--------------------|---------------------------|
| County | Tuscola | Bridge/Streets | 0.4807 | \$157,089,969 | \$75,513 | 12.7101 | \$1,996,629 |
| | | Senior Citizens | 0.3200 | | \$50,269 | | |
| | | Medical Care | 0.2500 | | \$39,272 | | |
| | | Road Patrol | 1.3300 | | \$208,930 | | |
| | | Roads/Streets | 0.9657 | | \$151,702 | | |
| | | Mosquito | 0.6316 | | \$99,218 | | |
| | | Recycling | 0.1500 | | \$23,563 | | |
| | | Veterans | 0.1700 | | \$26,705 | | |
| | | MSU Extension | 0.1000 | | \$15,709 | | |
| | Total | 8.3121 | | \$1,305,748 | | | |
| Township | Fairgrove | Operating | 1.4360 | \$157,089,969 | \$225,581 | 5.1263 | \$805,290 |
| | | Roads | 1.6903 | | \$265,529 | | |
| | | Services | 2.0000 | | \$314,180 | | |
| Township Special Assessments | Fairgrove | | | | | 0.0000 | \$0 |
| Village | Akron | Operating | 10.8880 | \$2,407,824 | \$26,216 | 13.8912 | \$33,448 |
| | | Hydrants | 2.0032 | | \$4,823 | | |
| | | Streets | 1.0000 | | \$2,408 | | |
| Village | Fairgrove | Operating | 10.7333 | \$7,068,703 | \$75,871 | 15.0266 | \$106,219 |
| | | Streets | 4.2933 | | \$30,348 | | |
| School District | Akron-Fairgrove | Total Non-PRE | 20.6500 | \$28,147,245 | \$581,241 | | \$1,135,678 |
| | | Total PRE | 2.6500 | \$128,159,883 | \$339,624 | | |
| | | Total Com Personal | 8.6500 | \$495,400 | \$4,285 | | |
| | | Total Ind Personal | 2.6500 | \$79,444,900 | \$210,529 | | |
| | | TOTAL COMBINED | | \$236,247,428 | | | |
| School District | Caro | Total Non-PRE | 23.6428 | \$24,002 | \$567 | | \$3,329 |
| | | Total PRE | 5.6500 | \$488,782 | \$2,762 | | |
| | | Total Com Personal | 11.6428 | \$0 | \$0 | | |
| | | Total Ind Personal | 5.6500 | \$0 | \$0 | | |
| | | TOTAL COMBINED | | \$512,784 | | | |
| School District | Reese | Total Non-PRE | 21.9000 | \$66,700 | \$1,461 | | \$2,254 |
| | | Total PRE | 3.9000 | \$203,357 | \$793 | | |
| | | Total Com Personal | 9.9000 | \$0 | \$0 | | |
| | | Total Ind Personal | 3.9000 | \$0 | \$0 | | |
| | | TOTAL COMBINED | | \$270,057 | | | |
| Interm. School | Tuscola ISD | Operating | 0.1411 | \$156,819,912 | \$22,127 | 4.2409 | \$665,058 |
| | | Extra Voted | 4.0998 | | \$642,930 | | |
| State Education | Michigan | State Education Tax | 6.0000 | \$77,645,069 | | | \$465,870 |
| Library | Fairgrove | Operating & Ex Voted | 0.7916 | \$156,307,128 | | | \$123,733 |

| Totals for Taxable Status by School District | Summer | Winter | Total |
|-------------------------------------------------|--------|---------|---------|
| Akron-Fairgrove School District [Non-PRE] | 9.9141 | 35.2068 | 45.1209 |
| Akron-Fairgrove School District [PRE] | 9.9141 | 17.2068 | 27.1209 |
| Akron-Fairgrove School District [Com. Personal] | 9.9141 | 23.2068 | 33.1209 |
| Akron-Fairgrove School District [Ind. Personal] | 3.9141 | 17.2068 | 21.1209 |
| Caro School District [Non-PRE] | 9.9141 | 37.4080 | 47.3221 |
| Caro School District [PRE] | 9.9141 | 19.4152 | 29.3293 |
| Caro School District [Com. Personal] | 9.9141 | 25.4080 | 35.3221 |
| Caro School District [Ind. Personal] | 3.9141 | 19.4152 | 23.3293 |
| Reese School District [Non-PRE] | 9.9141 | 35.6652 | 45.5793 |
| Reese School District [PRE] | 9.9141 | 17.6652 | 27.5793 |
| Reese School District [Com. Personal] | 9.9141 | 23.6652 | 33.5793 |
| Reese School District [Ind. Personal] | 3.9141 | 17.6652 | 21.5793 |

Fairgrove Village Properties Only

| | | | |
|-------------------------------------------------|---------|---------|---------|
| Akron-Fairgrove School District [Non-PRE] | 24.9407 | 35.2068 | 60.1475 |
| Akron-Fairgrove School District [PRE] | 24.9407 | 17.2068 | 42.1475 |
| Akron-Fairgrove School District [Com. Personal] | 24.9407 | 23.2068 | 48.1475 |
| Akron-Fairgrove School District [Ind. Personal] | 18.9407 | 17.2068 | 36.1475 |

Fremont Township (011)

| | | | 2021 Ad Valorem Taxes | | | | |
|------------------------------|-------------|----------------------|------------------------------|---------------------------|----------------------------|--------------------|---------------------------|
| Taxing Entity | Name | Purpose of Tax | Amount of Tax Mills | 2021 Taxable Valuation | Estimate of Tax Dollars | Total Tax Mills | Total Est. Tax Dollars |
| County | Tuscola | Bridge/Streets | 0.4807 | \$81,900,887 | \$39,370 | 12.7101 | \$1,040,968 |
| | | Senior Citizens | 0.3200 | | \$26,208 | | |
| | | Medical Care | 0.2500 | | \$20,475 | | |
| | | Road Patrol | 1.3300 | | \$108,928 | | |
| | | Roads/Streets | 0.9657 | | \$79,092 | | |
| | | Mosquito | 0.6316 | | \$51,729 | | |
| | | Recycling | 0.1500 | | \$12,285 | | |
| | | Veterans | 0.1700 | | \$13,923 | | |
| | | MSU Extension | 0.1000 | | \$8,190 | | |
| | | Total | 8.3121 | | \$680,768 | | |
| Township | Fremont | Operating | 1.3326 | \$81,900,887 | \$109,141 | 1.3326 | \$109,141 |
| Township Special Assessments | Fremont | | | | | 0.0000 | \$0 |
| Village | Mayville | Operating | 10.1615 | \$16,543,259 | \$168,104 | 14.2486 | \$232,689 |
| | | Streets | 2.1526 | | \$35,611 | | |
| | | Street Repair | 1.9345 | | \$28,973 | | |
| School District | Caro | Total Non-PRE | 23.6428 | \$5,900 | \$139 | | \$777 |
| | | Total PRE | 5.6500 | \$112,881 | \$638 | | |
| | | Total Com Personal | 11.6428 | \$0 | \$0 | | |
| | | Total Ind Personal | 5.6500 | \$0 | \$0 | | |
| | | TOTAL COMBINED | | \$118,781 | | | |
| School District | Mayville | Total Non-PRE | 22.4765 | \$20,213,591 | \$454,331 | | \$797,504 |
| | | Total PRE | 5.4000 | \$61,568,515 | \$332,470 | | |
| | | Total Com Personal | 10.4765 | \$1,021,600 | \$10,703 | | |
| | | Total Ind Personal | 5.4000 | \$0 | \$0 | | |
| | | TOTAL COMBINED | | \$82,803,706 | | | |
| Interm. School | Tuscola ISD | Operating | 0.1411 | \$81,900,887 | \$11,556 | 4.2409 | \$347,333 |
| | | Extra Voted | 4.0998 | | \$335,777 | | |
| State Education | Michigan | State Education Tax | 6.0000 | \$81,900,887 | | | \$491,405 |
| Library | Mayville | Operating & Ex Voted | 0.7253 | \$81,900,887 | | | \$59,403 |

| Totals for Taxable Status by School District | Summer | Winter | Total |
|-----------------------------------------------------|---------------|---------------|--------------|
| Caro School District [Non-PRE] | 9.9141 | 34.3396 | 44.2537 |
| Caro School District [PRE] | 9.9141 | 16.3468 | 26.2609 |
| Caro School District [Com. Personal] | 9.9141 | 22.3396 | 32.2537 |
| Caro School District [Ind. Personal] | 3.9141 | 16.3468 | 20.2609 |
| Mayville School District [Non-PRE] | 9.9141 | 33.1733 | 43.0874 |
| Mayville School District [PRE] | 9.9141 | 16.0968 | 26.0109 |
| Mayville School District [Com. Personal] | 9.9141 | 21.1733 | 31.0874 |
| Mayville School District [Ind. Personal] | 3.9141 | 16.0968 | 20.0109 |
| Mayville Village Properties Only | | | |
| Mayville School District [Non-PRE] | 24.1627 | 33.1733 | 57.3360 |
| Mayville School District [PRE] | 24.1627 | 16.0968 | 40.2595 |
| Mayville School District [Com. Personal] | 24.1627 | 21.1733 | 45.3360 |
| Mayville School District [Ind. Personal] | 18.1627 | 16.0968 | 34.2595 |

Gilford Township (012)

2021 Ad Valorem Taxes

| Taxing Entity | Name | Purpose of Tax | Amount of Tax Mills | 2021 Taxable Valuation | Estimate of Tax Dollars | Total Tax Mills | Total Est. Tax Dollars |
|------------------------------|-----------------|----------------------|------------------------|---------------------------|----------------------------|--------------------|---------------------------|
| County | Tuscola | Bridge/Streets | 0.4807 | \$138,824,650 | \$66,733 | 12.7101 | \$1,764,475 |
| | | Senior Citizens | 0.3200 | | \$44,424 | | |
| | | Medical Care | 0.2500 | | \$34,706 | | |
| | | Road Patrol | 1.3300 | | \$184,637 | | |
| | | Roads/Streets | 0.9657 | | \$134,063 | | |
| | | Mosquito | 0.6316 | | \$87,682 | | |
| | | Recycling | 0.1500 | | \$20,824 | | |
| | | Veterans | 0.1700 | | \$23,600 | | |
| | | MSU Extension | 0.1000 | | \$13,882 | | |
| | | Total | 8.3121 | | \$1,153,924 | | |
| Township | Gilford | Operating | 1.3553 | \$138,824,650 | \$188,149 | 4.3553 | \$604,623 |
| | | Fire Protection | 1.0000 | | \$138,825 | | |
| | | Roads | 2.0000 | | \$277,649 | | |
| Township Special Assessments | | Gilford | | | | 0.0000 | \$0 |
| School District | Akron-Fairgrove | Total Non-PRE | 20.6500 | \$10,185,038 | \$210,321 | | \$501,229 |
| | | Total PRE | 2.6500 | \$64,955,437 | \$172,132 | | |
| | | Total Com Personal | 8.6500 | \$0 | \$0 | | |
| | | Total Ind Personal | 2.6500 | \$44,821,200 | \$118,776 | | |
| | | TOTAL COMBINED | | \$119,961,675 | | | |
| School District | Reese | Total Non-PRE | 21.9000 | \$10,897,365 | \$238,652 | | \$560,205 |
| | | Total PRE | 3.9000 | \$52,786,810 | \$205,869 | | |
| | | Total Com Personal | 9.9000 | \$0 | \$0 | | |
| | | Total Ind Personal | 3.9000 | \$29,662,700 | \$115,685 | | |
| | | TOTAL COMBINED | | \$93,346,875 | | | |
| Interm. School | Tuscola ISD | Operating | 0.1411 | \$138,824,650 | \$19,588 | 4.2409 | \$588,741 |
| | | Extra Voted | 4.0998 | | \$569,153 | | |
| State Education | Michigan | State Education Tax | 6.0000 | \$64,340,750 | | | \$386,045 |
| Library | Fairgrove | Operating & Ex Voted | 0.7916 | \$75,140,475 | | | \$59,481 |
| Library | Reese | Operating & Ex Voted | 0.9965 | \$63,684,175 | | | \$63,461 |

| Totals for Taxable Status by School District | Summer | Winter | Total |
|-------------------------------------------------|--------|---------|---------|
| Akron-Fairgrove School District [Non-PRE] | 9.9141 | 34.4358 | 44.3499 |
| Akron-Fairgrove School District [PRE] | 9.9141 | 16.4358 | 26.3499 |
| Akron-Fairgrove School District [Com. Personal] | 9.9141 | 22.4358 | 32.3499 |
| Akron-Fairgrove School District [Ind. Personal] | 3.9141 | 16.4358 | 20.3499 |
| Reese School District [Non-PRE] | 9.9141 | 35.8907 | 45.8048 |
| Reese School District [PRE] | 9.9141 | 17.8907 | 27.8048 |
| Reese School District [Com. Personal] | 9.9141 | 23.8907 | 33.8048 |
| Reese School District [Ind. Personal] | 3.9141 | 17.8907 | 21.8048 |

Indianfields Township (013)

2021 Ad Valorem Taxes

| Taxing Entity | Name | Purpose of Tax | Amount of Tax Mills | 2021 Taxable Valuation | Estimate of Tax Dollars | Total Tax Mills | Total Est. Tax Dollars |
|------------------------------|---------------|----------------------|------------------------|---------------------------|----------------------------|--------------------|---------------------------|
| County | Tuscola | Bridge/Streets | 0.4807 | \$63,579,267 | \$30,563 | 12.7101 | \$808,099 |
| | | Senior Citizens | 0.3200 | | \$20,345 | | |
| | | Medical Care | 0.2500 | | \$15,895 | | |
| | | Road Patrol | 1.3300 | | \$84,560 | | |
| | | Roads/Streets | 0.9657 | | \$61,398 | | |
| | | Mosquito | 0.6316 | | \$40,157 | | |
| | | Recycling | 0.1500 | | \$9,537 | | |
| | | Veterans | 0.1700 | | \$10,808 | | |
| | | MSU Extension | 0.1000 | | \$6,358 | | |
| | Total | 8.3121 | | \$528,477 | | | |
| Township | Indianfields | Operating | 1.6170 | \$63,579,267 | \$102,808 | 4.3582 | \$277,091 |
| | | Fire | 0.7476 | | \$47,532 | | |
| | | Roads | 0.9968 | | \$63,376 | | |
| | | Roads | 0.9968 | | \$63,376 | | |
| Township Special Assessments | | Indianfields | | | | 0.0000 | \$0 |
| School District | Caro | Total Non-PRE | 23.6428 | \$18,265,970 | \$431,859 | | \$696,273 |
| | | Total PRE | 5.6500 | \$45,313,297 | \$256,020 | | |
| | | Total Com Personal | 11.6428 | \$655,200 | \$7,628 | | |
| | | Total Ind Personal | 5.6500 | \$135,600 | \$766 | | |
| | | TOTAL COMBINED | | \$64,370,067 | | | |
| Interm. School | Tuscola ISD | Operating | 0.1411 | \$63,579,267 | \$8,971 | 4.2409 | \$269,633 |
| | | Extra Voted | 4.0998 | | \$260,662 | | |
| State Education | Michigan | State Education Tax | 6.0000 | \$63,443,667 | | | \$380,662 |
| Library | Caro District | Operating & Ex Voted | 1.4882 | \$63,579,267 | | | \$94,619 |
| Authority | Caro Transit | Operating & Ex Voted | 1.9972 | \$63,579,267 | | | \$126,981 |

| Totals for Taxable Status by School District | | Summer | Winter | Total |
|----------------------------------------------|--|--------|---------|---------|
| Caro School District [Non-PRE] | | 9.9141 | 40.1253 | 50.0394 |
| Caro School District [PRE] | | 9.9141 | 22.1325 | 32.0466 |
| Caro School District [Com. Personal] | | 9.9141 | 28.1253 | 38.0394 |
| Caro School District [Ind. Personal] | | 3.9141 | 22.1325 | 26.0466 |

Juniata Township (014)
2021 Ad Valorem Taxes

| Taxing Entity | Name | Purpose of Tax | Amount of Tax Mills | 2021 Taxable Valuation | Estimate of Tax Dollars | Total Tax Mills | Total Est. Tax Dollars |
|------------------------------|-----------------|----------------------|------------------------|---------------------------|----------------------------|--------------------|---------------------------|
| County | Tuscola | Bridge/Streets | 0.4807 | \$91,247,055 | \$43,862 | 12.7101 | \$1,159,759 |
| | | Senior Citizens | 0.3200 | | \$29,199 | | |
| | | Medical Care | 0.2500 | | \$22,812 | | |
| | | Road Patrol | 1.3300 | | \$121,359 | | |
| | | Roads/Streets | 0.9657 | | \$88,117 | | |
| | | Mosquito | 0.6316 | | \$57,632 | | |
| | | Recycling | 0.1500 | | \$13,687 | | |
| | | Veterans | 0.1700 | | \$15,512 | | |
| | | MSU Extension | 0.1000 | | \$9,125 | | |
| | Total | 8.3121 | \$758,455 | | | | |
| Township | Juniata | Operating | 1.4490 | \$91,247,055 | \$132,217 | 4.4319 | \$404,398 |
| | | Roads | 2.9829 | | \$272,181 | | |
| Township Special Assessments | Juniata | | | | | 0.0000 | \$0 |
| School District | Akron-Fairgrove | Total Non-PRE | 20.6500 | \$1,793,142 | \$37,028 | | \$55,104 |
| | | Total PRE | 2.6500 | \$4,866,949 | \$12,897 | | |
| | | Total Com Personal | 8.6500 | \$0 | \$0 | | |
| | | Total Ind Personal | 2.6500 | \$1,954,100 | \$5,178 | | |
| | | TOTAL COMBINED | | \$8,614,191 | | | |
| School District | Caro | Total Non-PRE | 23.6428 | \$2,990,345 | \$70,700 | | \$238,844 |
| | | Total PRE | 5.6500 | \$23,866,976 | \$134,848 | | |
| | | Total Com Personal | 11.6428 | \$42,600 | \$496 | | |
| | | Total Ind Personal | 5.6500 | \$5,805,300 | \$32,800 | | |
| | | TOTAL COMBINED | | \$32,705,221 | | | |
| School District | Reese | Total Non-PRE | 21.9000 | \$301,340 | \$6,599 | | \$26,672 |
| | | Total PRE | 3.9000 | \$3,211,678 | \$12,526 | | |
| | | Total Com Personal | 9.9000 | \$0 | \$0 | | |
| | | Total Ind Personal | 3.9000 | \$1,935,100 | \$7,547 | | |
| | | TOTAL COMBINED | | \$5,448,118 | | | |
| School District | Vassar | Total Non-PRE | 20.8741 | \$5,926,951 | \$123,720 | | \$350,657 |
| | | Total PRE | 3.0000 | \$48,289,674 | \$144,869 | | |
| | | Total Com Personal | 8.8741 | \$89,900 | \$798 | | |
| | | Total Ind Personal | 3.0000 | \$27,090,000 | \$81,270 | | |
| | | TOTAL COMBINED | | \$81,396,525 | | | |
| Interm. School | Tuscola ISD | Operating | 0.1411 | \$91,247,055 | \$12,875 | 4.2409 | \$386,970 |
| | | Extra Voted | 4.0998 | | \$374,095 | | |
| State Education | Michigan | State Education Tax | 6.0000 | \$54,462,555 | | | \$326,775 |
| Library | Bullard Sanford | Operating & Ex Voted | 1.2500 | \$64,389,734 | | | \$80,487 |
| Library | Caro District | Operating & Ex Voted | 1.4882 | \$26,857,321 | | | \$39,969 |

| Totals for Taxable Status by School District | Summer | Winter | Total |
|-------------------------------------------------|--------|---------|---------|
| Akron-Fairgrove School District [Non-PRE] | 9.9141 | 34.9708 | 44.8849 |
| Akron-Fairgrove School District [PRE] | 9.9141 | 16.9708 | 26.8849 |
| Akron-Fairgrove School District [Com. Personal] | 9.9141 | 22.9708 | 32.8849 |
| Akron-Fairgrove School District [Ind. Personal] | 3.9141 | 16.9708 | 20.8849 |
| Caro School District [Non-PRE] | 9.9141 | 38.2018 | 48.1159 |
| Caro School District [PRE] | 9.9141 | 20.2090 | 30.1231 |
| Caro School District [Com. Personal] | 9.9141 | 26.2018 | 36.1159 |
| Caro School District [Ind. Personal] | 3.9141 | 20.2090 | 24.1231 |
| Reese School District [Non-PRE] | 9.9141 | 36.2208 | 46.1349 |
| Reese School District [PRE] | 9.9141 | 18.2208 | 28.1349 |
| Reese School District [Com. Personal] | 9.9141 | 24.2208 | 34.1349 |
| Reese School District [Ind. Personal] | 3.9141 | 18.2208 | 22.1349 |

Kingston Township (015)
2021 Ad Valorem Taxes

| Taxing Entity | Name | Purpose of Tax | Amount of Tax Mills | 2021 Taxable Valuation | Estimate of Tax Dollars | Total Tax Mills | Total Est. Tax Dollars |
|------------------------------|-------------|-----------------------|------------------------|---------------------------|----------------------------|--------------------|---------------------------|
| County | Tuscola | Bridge/Streets | 0.4807 | \$41,049,844 | \$19,733 | 12.7101 | \$521,748 |
| | | Senior Citizens | 0.3200 | | \$13,136 | | |
| | | Medical Care | 0.2500 | | \$10,262 | | |
| | | Road Patrol | 1.3300 | | \$54,596 | | |
| | | Roads/Streets | 0.9657 | | \$39,642 | | |
| | | Mosquito | 0.6316 | | \$25,927 | | |
| | | Recycling | 0.1500 | | \$6,157 | | |
| | | Veterans | 0.1700 | | \$6,978 | | |
| | | MSU Extension | 0.1000 | | \$4,105 | | |
| | | Total | 8.3121 | | \$341,210 | | |
| Township | Kingston | Operating | 1.3507 | \$41,049,844 | \$55,446 | 3.3203 | \$136,298 |
| | | Roads | 1.9696 | | \$80,852 | | |
| Township Special Assessments | Kingston | Fire | 1.0000 | \$36,259,557 | \$36,260 | 1.0000 | \$36,260 |
| Village | Kingston | Operating | 10.7393 | \$4,790,287 | \$51,444 | 12.4569 | \$59,672 |
| | | Water Impr. | 1.7176 | | \$8,228 | | |
| Village Special Assessments | Kingston | Public Safety | 4.0000 | \$4,319,108 | \$17,276 | 4.0000 | \$18,958 |
| School District | Marlette | Total Non-PRE | 19.4000 | \$56,441 | \$1,095 | | \$1,682 |
| | | Total PRE | 1.4000 | \$419,317 | \$587 | | |
| | | Total Com Personal | 7.4000 | \$0 | \$0 | | |
| | | Total Ind Personal | 1.4000 | \$0 | \$0 | | |
| | | TOTAL COMBINED | | \$475,758 | | | |
| School District | Cass City | Total Non-PRE | 20.8813 | \$1,954,400 | \$40,810 | | \$61,613 |
| | | Total PRE | 3.0000 | \$6,934,358 | \$20,803 | | |
| | | Total Com Personal | 8.8813 | \$0 | \$0 | | |
| | | Total Ind Personal | 3.0000 | \$0 | \$0 | | |
| | | TOTAL COMBINED | | \$8,888,758 | | | |
| School District | Kingston | Total Non-PRE | 23.1000 | \$8,307,842 | \$191,911 | | \$312,089 |
| | | Total PRE | 5.1000 | \$23,377,486 | \$119,225 | | |
| | | Total Com Personal | 11.1000 | \$85,824 | \$953 | | |
| | | Total Ind Personal | 5.1000 | \$0 | \$0 | | |
| | | TOTAL COMBINED | | \$31,771,152 | | | |
| Interm. School | Tuscola ISD | Operating | 0.1411 | \$40,574,086 | \$5,725 | 4.2409 | \$172,071 |
| | | Extra Voted | 4.0998 | | \$166,346 | | |
| Interm. School | Sanilac ISD | Operating | 0.2026 | \$475,758 | \$96 | 2.5551 | \$1,216 |
| | | Extra Voted | 2.3525 | | \$1,119 | | |
| State Education | Michigan | State Education Tax | 6.0000 | \$41,049,844 | | | \$246,299 |

| Totals for Taxable Status by School District | Summer | Winter | Total |
|----------------------------------------------|--------|---------|---------|
| Marlette School District [Non-PRE] | 9.9141 | 29.6734 | 39.5875 |
| Marlette School District [PRE] | 9.9141 | 11.6734 | 21.5875 |
| Marlette School District [Com. Personal] | 9.9141 | 17.6734 | 27.5875 |
| Marlette School District [Ind. Personal] | 3.9141 | 11.6734 | 15.5875 |
| Cass City School District [Non-PRE] | 9.9141 | 32.8405 | 42.7546 |
| Cass City School District [PRE] | 9.9141 | 14.9592 | 24.8733 |
| Cass City School District [Com. Personal] | 9.9141 | 20.8405 | 30.7546 |
| Cass City School District [Ind. Personal] | 3.9141 | 14.9592 | 18.8733 |
| Kingston School District [Non-PRE] | 9.9141 | 32.8405 | 42.7546 |
| Kingston School District [PRE] | 9.9141 | 14.9592 | 24.8733 |
| Kingston School District [Com. Personal] | 9.9141 | 20.8405 | 30.7546 |
| Kingston School District [Ind. Personal] | 3.9141 | 14.9592 | 18.8733 |

Koylton Township (016)
2021 Ad Valorem Taxes

| | | | Amount of | 2021 Taxable | Estimate of | Total Tax | Total Est. | |
|------------------------------|-------------|---------------------|---------------|--------------|-------------|-----------|-------------|----------|
| Taxing Entity | Name | Purpose of Tax | Tax Mills | Valuation | Tax Dollars | Mills | Tax Dollars | |
| County | Tuscola | Bridge/Streets | 0.4807 | \$48,968,923 | \$23,539 | 12.7101 | \$622,400 | |
| | | Senior Citizens | 0.3200 | | \$15,670 | | | |
| | | Medical Care | 0.2500 | | \$12,242 | | | |
| | | Road Patrol | 1.3300 | | \$65,129 | | | |
| | | Roads/Streets | 0.9657 | | \$47,289 | | | |
| | | Mosquito | 0.6316 | | \$30,929 | | | |
| | | Recycling | 0.1500 | | \$7,345 | | | |
| | | Veterans | 0.1700 | | \$8,325 | | | |
| | | MSU Extension | 0.1000 | | \$4,897 | | | |
| | Total | 8.3121 | | \$407,035 | | | | |
| Township | Koylton | Operating | 1.1897 | \$48,968,923 | \$58,258 | 5.1165 | \$250,549 | |
| | | Roads | 1.9634 | | \$96,146 | | | |
| | | Roads | 1.9634 | | \$96,146 | | | |
| Township Special Assessments | | Koylton | | | | 0.0000 | \$0 | |
| Village | Kingston | Operating | 10.7393 | \$1,350,661 | \$14,505 | 12.4569 | \$16,825 | |
| | | Water Impr. | 1.7176 | | \$2,320 | | | |
| Village | Special | Kingston | Public Safety | 4.0000 | \$1,118,461 | \$4,474 | 4.0000 | \$77,320 |
| School District | Marlette | Total Non-PRE | 19.4000 | \$2,594,990 | \$50,343 | | \$75,131 | |
| | | Total PRE | 1.4000 | \$16,074,009 | \$22,504 | | | |
| | | Total Com Personal | 7.4000 | \$308,700 | \$2,284 | | | |
| | | Total Ind Personal | 1.4000 | \$0 | \$0 | | | |
| | | TOTAL COMBINED | | \$18,977,699 | | | | |
| School District | Kingston | Total Non-PRE | 23.1000 | \$8,808,407 | \$203,474 | | \$314,138 | |
| | | Total PRE | 5.1000 | \$21,491,517 | \$109,607 | | | |
| | | Total Com Personal | 11.1000 | \$95,200 | \$1,057 | | | |
| | | Total Ind Personal | 5.1000 | \$0 | \$0 | | | |
| | | TOTAL COMBINED | | \$30,395,124 | | | | |
| Interm. School | Tuscola ISD | Operating | 0.1411 | \$30,299,924 | \$4,275 | 4.2409 | \$128,499 | |
| | | Extra Voted | 4.0998 | | \$124,224 | | | |
| Interm. School | Sanilac ISD | Operating | 0.2026 | \$18,668,999 | \$3,782 | 2.5551 | \$47,701 | |
| | | Extra Voted | 2.3525 | | \$43,919 | | | |
| State Education | Michigan | State Education Tax | 6.0000 | \$48,968,923 | | | \$293,814 | |

| Totals for Taxable Status by School District | | Summer | Winter | Total |
|----------------------------------------------|--|--------|---------|---------|
| Marlette School District [Non-PRE] | | 9.9141 | 31.4696 | 41.3837 |
| Marlette School District [PRE] | | 9.9141 | 13.4696 | 23.3837 |
| Marlette School District [Com. Personal] | | 9.9141 | 19.4696 | 29.3837 |
| Marlette School District [Ind. Personal] | | 3.9141 | 13.4696 | 17.3837 |
| Kingston School District [Non-PRE] | | 9.9141 | 36.8554 | 46.7695 |
| Kingston School District [PRE] | | 9.9141 | 18.8554 | 28.7695 |
| Kingston School District [Com. Personal] | | 9.9141 | 24.8554 | 34.7695 |
| Kingston School District [Ind. Personal] | | 3.9141 | 18.8554 | 22.7695 |

Kingston Village Properties Only

| | | | |
|------------------------------------------|---------|---------|---------|
| Kingston School District [Non-PRE] | 22.3710 | 36.8554 | 59.2264 |
| Kingston School District [PRE] | 22.371 | 18.8554 | 41.2264 |
| Kingston School District [Com. Personal] | 22.371 | 24.8554 | 47.2264 |
| Kingston School District [Ind. Personal] | 16.371 | 18.8554 | 35.2264 |

Millington Township (017)
2021 Ad Valorem Taxes

| Taxing Entity | Name | Purpose of Tax | Amount of Tax Mills | 2021 Taxable Valuation | Estimate of Tax Dollars | Total Tax Mills | Total Est. Tax Dollars |
|------------------------------|-------------------|-------------------------|------------------------|---------------------------|----------------------------|--------------------|---------------------------|
| County | Tuscola | Bridge/Streets | 0.4807 | \$119,947,888 | \$57,659 | 12.7101 | \$1,524,550 |
| | | Senior Citizens | 0.3200 | | \$38,383 | | |
| | | Medical Care | 0.2500 | | \$29,987 | | |
| | | Road Patrol | 1.3300 | | \$159,531 | | |
| | | Roads/Streets | 0.9657 | | \$115,834 | | |
| | | Mosquito | 0.6316 | | \$75,759 | | |
| | | Recycling | 0.1500 | | \$17,992 | | |
| | | Veterans | 0.1700 | | \$20,391 | | |
| | | MSU Extension | 0.1000 | | \$11,995 | | |
| | | Total | 8.3121 | | \$997,019 | | |
| Township | Millington | Operating | 1.3813 | \$119,947,888 | \$165,684 | 2.4342 | \$291,977 |
| | | Fire | 0.3460 | | \$41,502 | | |
| | | A.I.S. | 0.2890 | | \$34,665 | | |
| | | Fire | 0.4179 | | \$50,126 | | |
| Township Special Assessments | Millington | Police | 2.4000 | \$96,525,205 | \$231,660 | 2.4000 | \$231,660 |
| Village | Millington | Operating | 11.5874 | \$19,545,183 | \$226,478 | 13.9396 | \$272,452 |
| | | Village Utilities | 2.3522 | | \$45,974 | | |
| School District | Millington | Total Non-PRE | 20.9459 | \$24,143,702 | \$505,712 | | \$799,120 |
| | | Total PRE | 2.9459 | \$95,804,186 | \$282,230 | | |
| | | Total Com Personal | 8.9459 | \$1,029,000 | \$9,205 | | |
| | | Total Ind Personal | 2.9459 | <u>\$670,100</u> | \$1,974 | | |
| | | TOTAL COMBINED | | \$121,646,988 | | | |
| Interm. School | Tuscola ISD | Operating | 0.1411 | \$119,947,888 | \$16,925 | 4.2409 | \$508,687 |
| | | Extra Voted | 4.0998 | | \$491,762 | | |
| State Education | Michigan | State Education Tax | 6.0000 | \$119,277,788 | | | \$715,667 |
| Library | Millington-Arbela | Operating & Extra Voted | 0.9641 | \$119,947,888 | | | \$115,642 |

| Totals for Taxable Status by School District | | Summer | Winter | Total |
|----------------------------------------------|--|---------|---------|---------|
| Millington School District [Non-PRE] | | 9.9141 | 32.9831 | 42.8972 |
| Millington School District [PRE] | | 9.9141 | 14.9831 | 24.8972 |
| Millington School District [Com. Personal] | | 9.9141 | 20.9831 | 30.8972 |
| Millington School District [Ind. Personal] | | 3.9141 | 14.9831 | 18.8972 |
| Millington Village Parcels Only | | | | |
| Millington School District [Non-PRE] | | 23.8537 | 32.9831 | 56.8368 |
| Millington School District [PRE] | | 23.8537 | 14.9831 | 38.8368 |
| Millington School District [Com. Personal] | | 23.8537 | 20.9831 | 44.8368 |
| Millington School District [Ind. Personal] | | 17.8537 | 14.9831 | 32.8368 |

Novesta Township (018)
2021 Ad Valorem Taxes

| Taxing Entity | Name | Purpose of Tax | Amount of Tax Mills | 2021 Taxable Valuation | Estimate of Tax Dollars | Total Tax Mills | Total Est. Tax Dollars |
|------------------------------|-------------|---------------------------|------------------------|---------------------------|----------------------------|--------------------|---------------------------|
| County | Tuscola | Bridge/Streets | 0.4807 | \$39,760,407 | \$19,113 | 12.7101 | \$505,359 |
| | | Senior Citizens | 0.3200 | | \$12,723 | | |
| | | Medical Care | 0.2500 | | \$9,940 | | |
| | | Road Patrol | 1.3300 | | \$52,881 | | |
| | | Roads/Streets | 0.9657 | | \$38,397 | | |
| | | Mosquito | 0.6316 | | \$25,113 | | |
| | | Recycling | 0.1500 | | \$5,964 | | |
| | | Veterans | 0.1700 | | \$6,759 | | |
| | | MSU Extension | 0.1000 | | \$3,976 | | |
| | Total | 8.3121 | | \$330,492 | | | |
| Township | Novesta | Operating | 1.3502 | \$39,760,407 | \$53,685 | 4.3038 | \$171,121 |
| | | Roads | 0.9750 | | \$38,766 | | |
| | | Roads | 1.9786 | | \$78,670 | | |
| Township Special Assessments | Novesta | | | | | 0.0000 | \$0 |
| School District | Cass City | Total Non-PRE | 20.8813 | \$6,331,206 | \$132,204 | | \$233,614 |
| | | Total PRE | 3.0000 | \$33,429,201 | \$100,288 | | |
| | | Total Com Personal | 8.8813 | \$126,400 | \$1,123 | | |
| | | Total Ind Personal | 3.0000 | \$0 | \$0 | | |
| | | TOTAL COMBINED | | \$39,886,807 | | | |
| Interm. School | Tuscola ISD | Operating | 0.1411 | \$39,760,407 | \$5,610 | 4.2409 | \$168,620 |
| | | Extra Voted | 4.0998 | | \$163,010 | | |
| State Education | Michigan | State Education Tax | 6.0000 | \$39,760,407 | | | \$238,562 |
| Library | Rawson | Operating & Special Voted | 1.0942 | \$39,760,407 | | | \$43,506 |

| Totals for Taxable Status by School District | Summer | Winter | Total |
|----------------------------------------------|--------|---------|---------|
| Cass City School District [Non-PRE] | 9.9141 | 34.9182 | 44.8323 |
| Cass City School District [PRE] | 9.9141 | 17.0369 | 26.9510 |
| Cass City School District [Com. Personal] | 9.9141 | 22.9182 | 32.8323 |
| Cass City School District [Ind. Personal] | 3.9141 | 17.0369 | 20.9510 |

Tuscola Township (019)
2021 Ad Valorem Taxes

| Taxing Entity | Name | Purpose of Tax | Amount of Tax Mills | 2021 Taxable Valuation | Estimate of Tax Dollars | Total Tax Mills | Total Est. Tax Dollars |
|------------------------------|-----------------|----------------------|------------------------|---------------------------|----------------------------|--------------------|---------------------------|
| County | Tuscola | Bridge/Streets | 0.4807 | \$84,661,009 | \$40,697 | 12.7101 | \$1,076,050 |
| | | Senior Citizens | 0.3200 | | \$27,092 | | |
| | | Medical Care | 0.2500 | | \$21,165 | | |
| | | Road Patrol | 1.3300 | | \$112,599 | | |
| | | Roads/Streets | 0.9657 | | \$81,757 | | |
| | | Mosquito | 0.6316 | | \$53,472 | | |
| | | Recycling | 0.1500 | | \$12,699 | | |
| | | Veterans | 0.1700 | | \$14,392 | | |
| | | MSU Extension | 0.1000 | | \$8,466 | | |
| | | Total | 8.3121 | | \$703,711 | | |
| Township | Tuscola | Operating | 1.5265 | \$84,661,009 | \$129,235 | 1.5265 | \$129,235 |
| Township Special Assessments | Tuscola | Fire | 0.7500 | \$70,835,109 | \$53,126 | 0.7500 | \$53,126 |
| School District | Frankenmuth | Total Non-PRE | 22.1800 | \$11,373,797 | \$252,271 | | \$321,705 |
| | | Total PRE | 4.1800 | \$16,611,106 | \$69,434 | | |
| | | Total Com Personal | 10.1800 | \$0 | \$0 | | |
| | | Total Ind Personal | 4.1800 | \$0 | \$0 | | |
| | | TOTAL COMBINED | | \$27,984,903 | | | |
| School District | Millington | Total Non-PRE | 20.9459 | \$5,300 | \$111 | | \$2,010 |
| | | Total PRE | 2.9459 | \$644,546 | \$1,899 | | |
| | | Total Com Personal | 8.9459 | \$0 | \$0 | | |
| | | Total Ind Personal | 2.9459 | \$0 | \$0 | | |
| | | TOTAL COMBINED | | \$649,846 | | | |
| School District | Vassar | Total Non-PRE | 20.8741 | \$8,466,579 | \$176,732 | | \$327,905 |
| | | Total PRE | 3.0000 | \$47,559,681 | \$142,679 | | |
| | | Total Com Personal | 8.8741 | \$825,100 | \$7,322 | | |
| | | Total Ind Personal | 3.0000 | \$390,500 | \$1,172 | | |
| | | TOTAL COMBINED | | \$57,241,860 | | | |
| Interm. School | Saginaw ISD | Operating | 0.1455 | \$27,984,903 | \$4,072 | 3.0872 | \$86,395 |
| | | Extra Voted | 2.9417 | | \$82,323 | | |
| Interm. School | Tuscola ISD | Operating | 0.1411 | \$56,676,106 | \$7,997 | 4.2409 | \$240,358 |
| | | Extra Voted | 4.0998 | | \$232,361 | | |
| State Education | Michigan | State Education Tax | 6.0000 | \$84,270,509 | | | \$505,623 |
| Library | Bullard Sanford | Operating & Ex Voted | 1.2500 | \$84,661,009 | | | \$105,826 |

| Totals for Taxable Status by School District | Summer | Winter | Total |
|----------------------------------------------|--------|---------|---------|
| Frankenmuth School District [Non-PRE] | 9.9141 | 32.4417 | 42.3558 |
| Frankenmuth School District [PRE] | 9.9141 | 14.4417 | 24.3558 |
| Frankenmuth School District [Com. Personal] | 9.9141 | 20.4417 | 30.3558 |
| Frankenmuth School District [Ind. Personal] | 3.9141 | 14.4417 | 18.3558 |
| Millington School District [Non-PRE] | 9.9141 | 32.3613 | 42.2754 |
| Millington School District [PRE] | 9.9141 | 14.3613 | 24.2754 |
| Millington School District [Com. Personal] | 9.9141 | 20.3613 | 30.2754 |
| Millington School District [Ind. Personal] | 9.9141 | 14.3613 | 18.2754 |
| Vassar School District [Non-PRE] | 9.9141 | 32.2895 | 42.2036 |
| Vassar School District [PRE] | 9.9141 | 14.4154 | 24.3295 |
| Vassar School District [Com. Personal] | 9.9141 | 20.2895 | 30.2036 |
| Vassar School District [Ind. Personal] | 3.9141 | 14.4154 | 18.3295 |

Vassar Township (020)

2021 Ad Valorem Taxes

| Taxing Entity | Name | Purpose of Tax | Amount of Tax Mills | 2021 Taxable Valuation | Estimate of Tax Dollars | Total Tax Mills | Total Est. Tax Dollars |
|------------------------------|-----------------|----------------------|------------------------|---------------------------|----------------------------|--------------------|---------------------------|
| County | Tuscola | Bridge/Streets | 0.4807 | \$92,325,519 | \$44,381 | 12.7101 | \$1,173,467 |
| | | Senior Citizens | 0.3200 | | \$29,544 | | |
| | | Medical Care | 0.2500 | | \$23,081 | | |
| | | Road Patrol | 1.3300 | | \$122,793 | | |
| | | Roads/Streets | 0.9657 | | \$89,159 | | |
| | | Mosquito | 0.6316 | | \$58,313 | | |
| | | Recycling | 0.1500 | | \$13,849 | | |
| | | Veterans | 0.1700 | | \$15,695 | | |
| | | MSU Extension | 0.1000 | | \$9,233 | | |
| | | Total | 8.3121 | | \$767,419 | | |
| Township | Vassar | Operating | 1.0000 | \$92,325,519 | \$92,326 | 1.0000 | \$92,326 |
| Township Special Assessments | Tuscola | | | | | 0.0000 | \$0 |
| School District | Mayville | Total Non-PRE | 22.4765 | \$217,441 | \$4,887 | | \$5,202 |
| | | Total PRE | 5.4000 | \$58,226 | \$314 | | |
| | | Total Com Personal | 10.4765 | \$0 | \$0 | | |
| | | Total Ind Personal | 5.4000 | \$0 | \$0 | | |
| | | TOTAL COMBINED | | \$275,667 | | | |
| School District | Millington | Total Non-PRE | 20.9459 | \$2,726,055 | \$57,100 | | \$80,295 |
| | | Total PRE | 2.9459 | \$7,873,646 | \$23,195 | | |
| | | Total Com Personal | 8.9459 | \$0 | \$0 | | |
| | | Total Ind Personal | 2.9459 | \$0 | \$0 | | |
| | | TOTAL COMBINED | | \$10,599,701 | | | |
| School District | Vassar | Total Non-PRE | 20.8741 | \$19,049,339 | \$397,638 | | \$590,961 |
| | | Total PRE | 3.0000 | \$62,400,812 | \$187,202 | | |
| | | Total Com Personal | 8.8741 | \$672,850 | \$5,971 | | |
| | | Total Ind Personal | 3.0000 | \$49,920 | \$150 | | |
| | | TOTAL COMBINED | | \$82,172,921 | | | |
| Interm. School | Tuscola ISD | Operating | 0.1411 | \$92,325,519 | \$13,027 | 4.2409 | \$391,543 |
| | | Extra Voted | 4.0998 | | \$378,516 | | |
| State Education | Michigan | State Education Tax | 6.0000 | \$92,275,599 | | | \$553,654 |
| Library | Bullard Sanford | Operating & Ex Voted | 1.2500 | \$92,325,519 | | | \$115,407 |

| Totals for Taxable Status by School District | Summer | Winter | Total |
|----------------------------------------------|--------|---------|---------|
| Mayville School District [Non-PRE] | 9.9141 | 33.3654 | 43.2795 |
| Mayville School District [PRE] | 9.9141 | 16.2889 | 26.2030 |
| Mayville School District [Com. Personal] | 9.9141 | 21.3654 | 31.2795 |
| Mayville School District [Ind. Personal] | 3.9141 | 16.2889 | 20.2030 |
| Millington School District [Non-PRE] | 9.9141 | 31.8348 | 41.7489 |
| Millington School District [PRE] | 9.9141 | 13.8348 | 23.7489 |
| Millington School District [Com. Personal] | 9.9141 | 19.8348 | 29.7489 |
| Millington School District [Ind. Personal] | 3.9141 | 13.8348 | 17.7489 |
| Vassar School District [Non-PRE] | 9.9141 | 31.7630 | 41.6771 |
| Vassar School District [PRE] | 9.9141 | 13.8889 | 23.8030 |
| Vassar School District [Com. Personal] | 9.9141 | 19.7630 | 29.6771 |
| Vassar School District [Ind. Personal] | 3.9141 | 13.8889 | 17.8030 |

Watertown Township (021)
2021 Ad Valorem Taxes

| Taxing Entity | Name | Purpose of Tax | Amount of Tax Mills | 2021 Taxable Valuation | Estimate of Tax Dollars | Total Tax Mills | Total Est. Tax Dollars |
|------------------------------|--------------------|-----------------------|------------------------|---------------------------|----------------------------|--------------------|---------------------------|
| County | Tuscola | Bridge/Streets | 0.4807 | \$58,371,108 | \$28,059 | 12.7101 | \$741,903 |
| | | Senior Citizens | 0.3200 | | \$18,679 | | |
| | | Medical Care | 0.2500 | | \$14,593 | | |
| | | Road Patrol | 1.3300 | | \$77,634 | | |
| | | Roads/Streets | 0.9657 | | \$56,369 | | |
| | | Mosquito | 0.6316 | | \$36,867 | | |
| | | Recycling | 0.1500 | | \$8,756 | | |
| | | Veterans | 0.1700 | | \$9,923 | | |
| | | MSU Extension | 0.1000 | | \$5,837 | | |
| | | Total | 8.3121 | | \$485,186 | | |
| Township | Watertown | Operating | 1.1185 | \$58,371,108 | \$65,288 | 1.1185 | \$65,288 |
| Township Special Assessments | Watertown | | | | | 0.0000 | \$0 |
| School District | Mayville | Total Non-PRE | 22.4765 | \$7,346,743 | \$165,129 | | \$321,280 |
| | | Total PRE | 5.4000 | \$28,890,002 | \$156,006 | | |
| | | Total Com Personal | 10.4765 | \$0 | \$0 | | |
| | | Total Ind Personal | 5.4000 | \$26,830 | \$145 | | |
| | | TOTAL COMBINED | | \$36,263,575 | | | |
| School District | Millington | Total Non-PRE | 20.9459 | \$5,120,740 | \$107,259 | | \$157,400 |
| | | Total PRE | 2.9459 | \$17,013,623 | \$50,120 | | |
| | | Total Com Personal | 8.9459 | \$0 | \$0 | | |
| | | Total Ind Personal | 2.9459 | \$7,060 | \$21 | | |
| | | TOTAL COMBINED | | \$22,141,423 | | | |
| Interm. School | Tuscola ISD | Operating | 0.1411 | \$58,371,108 | \$8,236 | 4.2409 | \$247,546 |
| | | Extra Voted | 4.0998 | | \$239,310 | | |
| State Education | Michigan | State Education Tax | 6.0000 | \$58,337,218 | | | \$350,023 |

| Totals for Taxable Status by School District | Summer | Winter | Total |
|-----------------------------------------------------|---------------|---------------|--------------|
| Mayville School District [Non-PRE] | 9.9141 | 32.2339 | 42.1480 |
| Mayville School District [PRE] | 9.9141 | 15.1574 | 25.0715 |
| Mayville School District [Com. Personal] | 9.9141 | 20.2339 | 30.1480 |
| Mayville School District [Ind. Personal] | 3.9141 | 15.1574 | 19.0715 |
| Millington School District [Non-PRE] | 9.9141 | 30.7033 | 40.6174 |
| Millington School District [PRE] | 9.9141 | 12.7033 | 22.6174 |
| Millington School District [Com. Personal] | 9.9141 | 18.7033 | 28.6174 |
| Millington School District [Ind. Personal] | 3.9141 | 12.7033 | 16.6174 |

Wells Township (022)
2021 Ad Valorem Taxes

| Taxing Entity | Name | Purpose of Tax | Amount of Tax Mills | 2021 Taxable Valuation | Estimate of Tax Dollars | Total Tax Mills | Total Est. Tax Dollars |
|------------------------------|---------------|----------------------|------------------------|---------------------------|----------------------------|--------------------|---------------------------|
| County | Tuscola | Bridge/Streets | 0.4807 | \$47,626,338 | \$22,894 | 12.7101 | \$605,336 |
| | | Senior Citizens | 0.3200 | | \$15,240 | | |
| | | Medical Care | 0.2500 | | \$11,907 | | |
| | | Road Patrol | 1.3300 | | \$63,343 | | |
| | | Roads/Streets | 0.9657 | | \$45,993 | | |
| | | Mosquito | 0.6316 | | \$30,081 | | |
| | | Recycling | 0.1500 | | \$7,144 | | |
| | | Veterans | 0.1700 | | \$8,096 | | |
| | | MSU Extension | 0.1000 | | \$4,763 | | |
| Township | Wells | Total | 8.3121 | | \$395,875 | | |
| | | Operating | 1.1886 | \$47,626,338 | \$56,609 | 3.1768 | \$151,299 |
| | | Roads | 1.9882 | | \$94,691 | | |
| Township Special Assessments | | Wells | | | | 0.0000 | \$0 |
| School District | Caro | Total Non-PRE | 23.6428 | \$4,564,964 | \$107,929 | | \$220,561 |
| | | Total PRE | 5.6500 | \$18,702,727 | \$105,670 | | |
| | | Total Com Personal | 11.6428 | \$0 | \$0 | | |
| | | Total Ind Personal | 5.6500 | \$1,232,200 | \$6,962 | | |
| | | TOTAL COMBINED | | \$24,499,891 | | | |
| School District | Cass City | Total Non-PRE | 20.8813 | \$918,764 | \$19,185 | | \$25,085 |
| | | Total PRE | 3.0000 | \$1,966,715 | \$5,900 | | |
| | | Total Com Personal | 8.8813 | \$0 | \$0 | | |
| | | Total Ind Personal | 3.0000 | \$0 | \$0 | | |
| | | TOTAL COMBINED | | \$2,885,479 | | | |
| School District | Kingston | Total Non-PRE | 23.1000 | \$5,481,468 | \$126,622 | | \$209,364 |
| | | Total PRE | 5.1000 | \$15,991,700 | \$81,558 | | |
| | | Total Com Personal | 11.1000 | \$105,000 | \$1,166 | | |
| | | Total Ind Personal | 5.1000 | \$3,700 | \$19 | | |
| | | TOTAL COMBINED | | \$21,581,868 | | | |
| Interm. School | Tuscola ISD | Operating | 0.1411 | \$47,626,338 | \$6,720 | 4.2409 | \$201,979 |
| | | Extra Voted | 4.0998 | | \$195,258 | | |
| State Education | Michigan | State Education Tax | 6.0000 | \$46,390,438 | | | \$278,343 |
| Library | Caro District | Operating & Ex Voted | 1.4882 | \$23,267,691 | \$34,627 | | \$34,627 |

| Totals for Taxable Status by School District | Summer | Winter | Total |
|----------------------------------------------|--------|---------|---------|
| Caro School District [Non-PRE] | 9.9141 | 36.9467 | 46.8608 |
| Caro School District [PRE] | 9.9141 | 18.9539 | 28.8680 |
| Caro School District [Com. Personal] | 9.9141 | 24.9467 | 34.8608 |
| Caro School District [Ind. Personal] | 3.9141 | 18.9539 | 22.8680 |
| Cass City School District [Non-PRE] | 9.9141 | 32.6970 | 42.6111 |
| Cass City School District [PRE] | 9.9141 | 14.8157 | 24.7298 |
| Cass City School District [Com. Personal] | 9.9141 | 20.6970 | 30.6111 |
| Cass City School District [Ind. Personal] | 3.9141 | 14.8157 | 18.7298 |
| Kingston School District [Non-PRE] | 9.9141 | 34.9157 | 44.8298 |
| Kingston School District [PRE] | 9.9141 | 16.9157 | 26.8298 |
| Kingston School District [Com. Personal] | 9.9141 | 22.9157 | 32.8298 |
| Kingston School District [Ind. Personal] | 3.9141 | 16.9157 | 20.8298 |

Wisner Township (023)
2021 Ad Valorem Taxes

| Taxing Entity | Name | Purpose of Tax | Amount of Tax Mills | 2021 Taxable Valuation | Estimate of Tax Dollars | Total Tax Mills | Total Est. Tax Dollars |
|------------------------------|----------------------|----------------------|------------------------|---------------------------|----------------------------|--------------------|---------------------------|
| County | Tuscola | Bridge/Streets | 0.4807 | \$28,250,064 | \$13,580 | 12.7101 | \$359,061 |
| | | Senior Citizens | 0.3200 | | \$9,040 | | |
| | | Medical Care | 0.2500 | | \$7,063 | | |
| | | Road Patrol | 1.3300 | | \$37,573 | | |
| | | Roads/Streets | 0.9657 | | \$27,281 | | |
| | | Mosquito | 0.6316 | | \$17,843 | | |
| | | Recycling | 0.1500 | | \$4,238 | | |
| | | Veterans | 0.1700 | | \$4,803 | | |
| | | MSU Extension | 0.1000 | | \$2,825 | | |
| | Total | 8.3121 | | \$234,817 | | | |
| Township | Wisner | Operating | 1.3700 | \$28,250,064 | \$38,703 | 5.0644 | \$143,070 |
| | | Fire/Ambulance | 1.7249 | | \$48,729 | | |
| | | Roads | 1.9695 | | \$55,639 | | |
| Township Special Assessments | | Wisner | | | | 0.0000 | \$0 |
| School District | Akron-Fairgrove | Total Non-PRE | 20.6500 | \$2,882,296 | \$59,519 | | \$94,361 |
| | | Total PRE | 2.6500 | \$12,158,657 | \$32,220 | | |
| | | Total Com Personal | 8.6500 | \$58,500 | \$506 | | |
| | | Total Ind Personal | 2.6500 | \$798,300 | \$2,115 | | |
| | | TOTAL COMBINED | | \$15,897,753 | | | |
| School District | Unionville-Sebewaing | Total Non-PRE | 23.7200 | \$1,895,959 | \$44,972 | | \$109,810 |
| | | Total PRE | 5.7200 | \$11,313,152 | \$64,711 | | |
| | | Total Com Personal | 11.7200 | \$10,800 | \$127 | | |
| | | Total Ind Personal | 5.7200 | \$0 | \$0 | | |
| | | TOTAL COMBINED | | \$13,219,911 | | | |
| Interm. School | Tuscola ISD | Operating | 0.1411 | \$28,250,064 | \$3,986 | 4.2409 | \$119,806 |
| | | Extra Voted | 4.0998 | | \$115,820 | | |
| State Education | Michigan | State Education Tax | 6.0000 | \$27,451,764 | | | \$164,711 |
| Library | Fairgrove | Operating & Ex Voted | 0.7916 | \$15,040,953 | \$11,906 | | \$11,906 |

| Totals for Taxable Status by School District | Summer | Winter | Total |
|------------------------------------------------------|--------|---------|---------|
| Akron-Fairgrove School District [Non-PRE] | 9.9141 | 35.1449 | 45.0590 |
| Akron-Fairgrove School District [PRE] | 9.9141 | 17.1449 | 27.0590 |
| Akron-Fairgrove School District [Com. Personal] | 9.9141 | 23.1449 | 33.0590 |
| Akron-Fairgrove School District [Ind. Personal] | 3.9141 | 17.1449 | 21.0590 |
| Unionville-Sebewaing School District [Non-PRE] | 9.9141 | 37.4233 | 47.3374 |
| Unionville-Sebewaing School District [PRE] | 9.9141 | 19.4233 | 29.3374 |
| Unionville-Sebewaing School District [Com. Personal] | 9.9141 | 25.4233 | 35.3374 |
| Unionville-Sebewaing School District [Ind. Personal] | 3.9141 | 19.4233 | 23.3374 |

Caro City (050)

2021 Ad Valorem Taxes

| Taxing Entity | Name | Purpose of Tax | Amount of Tax Mills | 2021 Taxable Valuation | Estimate of Tax Dollars | Total Tax Mills | Total Est. Tax Dollars |
|--------------------|---------------|----------------------|------------------------|---------------------------|----------------------------|--------------------|---------------------------|
| County | Tuscola | Bridge/Streets | 0.4807 | \$90,726,999 | \$43,612 | 12.7101 | \$1,153,149 |
| | | Senior Citizens | 0.3200 | | \$29,033 | | |
| | | Medical Care | 0.2500 | | \$22,682 | | |
| | | Road Patrol | 1.3300 | | \$120,667 | | |
| | | Roads/Streets | 0.9657 | | \$87,615 | | |
| | | Mosquito | 0.6316 | | \$57,303 | | |
| | | Recycling | 0.1500 | | \$13,609 | | |
| | | Veterans | 0.1700 | | \$15,424 | | |
| | | MSU Extension | 0.1000 | | \$9,073 | | |
| | | Total | 8.3121 | | \$754,132 | | |
| City | Caro | Operating | 16.1643 | \$90,726,999 | \$1,466,538 | 16.1643 | \$1,466,538 |
| School District | Caro | Total Non-PRE | 23.6428 | \$49,862,512 | \$1,178,889 | | \$1,453,888 |
| | | Total PRE | 5.6500 | \$40,864,487 | \$230,884 | | |
| | | Total Com Personal | 11.6428 | \$3,020,102 | \$35,162 | | |
| | | Total Ind Personal | 5.6500 | \$1,584,344 | \$8,952 | | |
| | | TOTAL COMBINED | | \$95,331,445 | | | |
| Interm. School | Tuscola ISD | Operating | 0.1411 | \$90,726,999 | \$12,802 | 4.2409 | \$384,764 |
| | | Extra Voted | 4.0998 | | \$371,963 | | |
| State Education | Michigan | State Education Tax | 6.0000 | \$89,142,655 | | | \$534,856 |
| Library | Caro District | Operating & Ex Voted | 1.4882 | \$90,726,999 | | | \$135,020 |
| Authority | Caro Transit | Operating & Ex Voted | 1.9972 | \$90,726,999 | | | \$181,200 |

| Totals for Taxable Status by School District | Summer | Winter | Total |
|----------------------------------------------|---------|---------|---------|
| Caro School District [Non-PRE] | 26.0784 | 35.7671 | 61.8455 |
| Caro School District [PRE] | 26.0784 | 17.7743 | 43.8527 |
| Caro School District [Com. Personal] | 26.0784 | 23.7671 | 49.8455 |
| Caro School District [Ind. Personal] | 20.0784 | 17.7743 | 37.8527 |

Vassar City (051)
2021 Ad Valorem Taxes

| Taxing Entity | Name | Purpose of Tax | Amount of Tax Mills | 2021 Taxable Valuation | Estimate of Tax Dollars | Total Tax Mills | Total Est. Tax Dollars |
|--------------------|-----------------|-------------------------|------------------------|---------------------------|----------------------------|--------------------|---------------------------|
| County | Tuscola | Bridge/Streets | 0.4807 | \$44,590,137 | \$21,434 | 12.7101 | \$566,745 |
| | | Senior Citizens | 0.3200 | | \$14,269 | | |
| | | Medical Care | 0.2500 | | \$11,148 | | |
| | | Road Patrol | 1.3300 | | \$59,305 | | |
| | | Roads/Streets | 0.9657 | | \$43,061 | | |
| | | Mosquito | 0.6316 | | \$28,163 | | |
| | | Recycling | 0.1500 | | \$6,689 | | |
| | | Veterans | 0.1700 | | \$7,580 | | |
| | | MSU Extension | 0.1000 | | \$4,459 | | |
| | | Total | 8.3121 | | \$370,638 | | |
| City | Vassar | Operating | 17.0000 | \$44,590,137 | \$758,032 | 17.0000 | \$758,032 |
| School District | Vassar | Total Non-PRE | 20.8741 | \$16,042,773 | \$334,878 | | \$434,980 |
| | | Total PRE | 3.0000 | \$28,547,364 | \$85,642 | | |
| | | Total Com Personal | 8.8741 | \$1,616,200 | \$14,342 | | |
| | | Total Ind Personal | 3.0000 | \$39,100 | \$117 | | |
| | | TOTAL COMBINED | | \$46,245,437 | | | |
| Interm. School | Tuscola ISD | Operating | 0.1411 | \$44,590,137 | \$6,292 | 4.2409 | \$189,102 |
| | | Extra Voted | 4.0998 | | \$182,811 | | |
| State Education | Michigan | State Education Tax | 6.0000 | \$44,551,037 | | | \$267,306 |
| Library | Bullard Sanford | Operating & Extra Voted | 1.2500 | \$44,590,137 | | | \$55,738 |

| Totals for Taxable Status by School District | | Summer | Winter | Total |
|----------------------------------------------|--|---------|---------|---------|
| Vassar School District [Non-PRE] | | 28.1641 | 29.5130 | 57.6771 |
| Vassar School District [PRE] | | 28.1641 | 11.6389 | 39.8030 |
| Vassar School District [Com. Personal] | | 28.1641 | 17.5130 | 45.6771 |
| Vassar School District [Ind. Personal] | | 22.1641 | 11.6389 | 33.8030 |

Compilation of Overall Estimated Tax Revenue

| Local Governmental Units | Overall Millage Rate | Taxable Value | Estimated Tax Dollars |
|--------------------------|-------------------------|------------------|--------------------------|
| Akron Township | 5.2224 | \$143,896,677 | \$751,486 |
| Almer Township | 3.4430 | \$65,656,935 | \$226,057 |
| Arbela Township | 3.8224 | \$74,946,813 | \$427,660 |
| Columbia Township | 6.3912 | \$174,829,830 | \$1,117,372 |
| Dayton Township | 3.2110 | \$57,196,811 | \$183,659 |
| Denmark Township | 3.4518 | \$110,232,101 | \$549,672 |
| Elkland Township | 3.6374 | \$93,211,300 | \$339,047 |
| Ellington Township | 4.7563 | \$43,168,789 | \$205,324 |
| Elmwood Township | 5.2705 | \$43,684,162 | \$230,237 |
| Fairgrove Township | 5.1263 | \$157,089,969 | \$805,290 |
| Fremont Township | 1.3326 | \$81,900,887 | \$109,141 |
| Gilford Township | 4.3553 | \$138,824,650 | \$604,623 |
| Indianfields Township | 4.3582 | \$63,579,267 | \$277,091 |
| Juniata Township | 4.4319 | \$91,247,055 | \$404,398 |
| Kingston Township | 3.3203 | \$41,049,844 | \$172,557 |
| Koylton Township | 5.1165 | \$48,968,923 | \$250,549 |
| Millington Township | 2.4342 | \$119,947,888 | \$523,638 |
| Novesta Township | 4.3038 | \$39,760,407 | \$171,121 |
| Tuscola Township | 1.5265 | \$84,661,009 | \$182,361 |
| Vassar Township | 1.0000 | \$92,325,519 | \$92,326 |
| Watertown Township | 1.1185 | \$58,371,108 | \$65,288 |
| Wells Township | 3.1768 | \$47,626,338 | \$151,299 |
| Wisner Township | 5.0644 | \$28,250,064 | \$143,070 |
| City of Caro | 16.1643 | \$90,726,999 | \$1,466,538 |
| City of Vassar | 17.0000 | \$44,590,137 | \$758,032 |
| Village of Akron | 13.8912 | \$6,555,203 | \$91,060 |
| Village of Cass City | 18.0851 | \$50,186,038 | \$907,620 |
| Village of Fairgrove | 15.0266 | \$7,068,703 | \$106,219 |
| Village of Gagetown | 21.7114 | \$4,185,615 | \$90,876 |
| Village of Kingston | 12.4569 | \$6,140,948 | \$172,776 |
| Village of Mayville | 14.2486 | \$16,543,259 | \$232,689 |
| Village of Millington | 13.9396 | \$19,545,183 | \$272,452 |
| Village of Reese | 11.0000 | \$30,635,369 | \$380,944 |
| Village of Unionville | 13.7459 | \$8,775,569 | \$120,628 |

Compilation of Overall Estimated Tax Revenue

| Authorities | Overall Millage Rate | Taxable Value | Estimated Tax Dollars |
|----------------------------|-------------------------|------------------|--------------------------|
| Caro Transit Authority | 1.9972 | \$219,963,201 | \$439,311 |
| Bullard Sanford Library | 1.2500 | \$285,966,399 | \$357,458 |
| Caro Area District Library | 1.4882 | \$295,733,786 | \$440,111 |
| Fairgrove District Library | 0.7916 | \$339,293,015 | \$268,584 |
| Mayville District Library | 0.7253 | \$139,097,698 | \$100,888 |
| Millington Arbela Library | 0.9641 | \$194,894,701 | \$187,898 |
| Rawson Memorial Library | 1.0942 | \$176,655,869 | \$193,297 |
| Reese District Library | 0.9965 | \$173,916,276 | \$173,308 |

| Tuscola County | Overall Millage Rate | Taxable Value | Estimated Tax Dollars |
|-----------------|-------------------------|------------------|--------------------------|
| Operating | 3.9141 | \$2,035,743,482 | \$7,968,104 |
| Bridge/Streets | 0.4807 | \$2,035,743,482 | \$978,582 |
| Senior Citizens | 0.3200 | \$2,035,743,482 | \$651,438 |
| Medical Care | 0.2500 | \$2,035,743,482 | \$508,936 |
| Road Patrol | 1.3300 | \$2,035,743,482 | \$2,707,539 |
| Roads/Streets | 0.9657 | \$2,035,743,482 | \$1,965,917 |
| Mosquito | 0.6316 | \$2,035,743,482 | \$1,285,776 |
| Recycling | 0.1500 | \$2,035,743,482 | \$305,362 |
| Veterans | 0.1700 | \$2,035,743,482 | \$346,076 |
| MSU Extension | 0.1000 | \$2,035,743,482 | \$203,574 |
| Total | 8.3121 | | \$16,921,303 |

| Intermediate School Districts | Overall Millage Rate | Taxable Value | Estimated Tax Dollars |
|----------------------------------|-------------------------|------------------|--------------------------|
| Huron ISD | 4.8886 | \$28,378,529 | \$138,731 |
| Saginaw ISD | 3.0872 | \$29,169,545 | \$90,052 |
| Sanilac ISD | 2.5551 | \$19,144,757 | \$48,917 |
| Tuscola ISD | 4.2409 | \$1,959,050,651 | \$8,308,138 |

| School District | Taxable Value | Operating Millage | Operating Tax Dollars | Extra Voted Millage | Extra Voted Tax Dollars | Debt Millage | Debt Tax Dollars | Total Est. Tax Dollars |
|------------------------------------------------------|----------------------|-------------------|-----------------------|---------------------|-------------------------|--------------|--------------------|------------------------|
| Akron Fairgrove School District [Non-PRE] | \$59,597,171 | 18.0000 | \$1,072,749 | 0 | \$0 | 2.6500 | \$157,933 | \$1,230,682 |
| Akron Fairgrove School District [PRE] | \$286,355,935 | 0.0000 | \$0 | 0 | \$0 | 2.6500 | \$758,843 | \$758,843 |
| Akron Fairgrove School District [Com. Personal] | \$565,200 | 6.0000 | \$3,391 | 0 | \$0 | 2.6500 | \$1,498 | \$4,889 |
| Akron Fairgrove School District [Ind. Personal] | \$172,294,600 | 0.0000 | \$0 | 0 | \$0 | 2.6500 | \$456,581 | \$456,581 |
| Totals | \$518,812,906 | | \$1,076,140 | | \$0 | | \$1,374,854 | \$2,450,994 |
| Caro School District [Non-PRE] | \$94,055,652 | 17.9928 | \$1,692,325 | 0 | \$0 | 5.6500 | \$531,414 | \$2,223,739 |
| Caro School District [PRE] | \$205,298,677 | 0.0000 | \$0 | 0 | \$0 | 5.6500 | \$1,159,938 | \$1,159,938 |
| Caro School District [Com. Personal] | \$4,237,102 | 5.9928 | \$25,392 | 0 | \$0 | 5.6500 | \$23,940 | \$49,332 |
| Caro School District [Ind. Personal] | \$11,417,944 | 0.0000 | \$0 | 0 | \$0 | 5.6500 | \$64,511 | \$64,511 |
| Totals | \$315,009,375 | | \$1,717,717 | | \$0 | | \$1,779,803 | \$3,497,520 |
| Cass City School District [Non-PRE]* | \$41,572,483 | 17.8813 | \$743,370 | 0 | \$0 | 3.0000 | \$124,717 | \$868,087 |
| Cass City School District [PRE]* | \$165,931,573 | 0.0000 | \$0 | 0 | \$0 | 3.0000 | \$497,795 | \$497,795 |
| Cass City School District [Com. Personal] | \$2,362,300 | 5.8813 | \$13,893 | 0 | \$0 | 3.0000 | \$7,087 | \$20,980 |
| Cass City School District [Ind. Personal]* | \$25,486,900 | 0.0000 | \$0 | 0 | \$0 | 3.0000 | \$76,461 | \$76,461 |
| Totals | \$235,353,256 | | \$757,263 | | \$0 | | \$706,060 | \$1,463,323 |
| Frankenmuth School District [Non-PRE] | \$11,510,035 | 18.0000 | \$207,181 | 0 | \$0 | 4.1800 | \$48,112 | \$255,293 |
| Frankenmuth School District [PRE] | \$17,659,510 | 0.0000 | \$0 | 0 | \$0 | 4.1800 | \$73,817 | \$73,817 |
| Frankenmuth School District [Com. Personal] | \$0 | 6.0000 | \$0 | 0 | \$0 | 4.1800 | \$0 | \$0 |
| Frankenmuth School District [Ind. Personal] | \$0 | 0.0000 | \$0 | 0 | \$0 | 4.1800 | \$0 | \$0 |
| Totals | \$29,169,545 | | \$207,181 | | \$0 | | \$121,929 | \$329,109 |
| Kingston School District [Non-PRE] | \$29,067,044 | 18.0000 | \$523,207 | 0 | \$0 | 5.1000 | \$148,242 | \$671,449 |
| Kingston School District [PRE] | \$73,521,714 | 0.0000 | \$0 | 0 | \$0 | 5.1000 | \$374,961 | \$374,961 |
| Kingston School District [Com. Personal] | \$286,024 | 6.0000 | \$1,716 | 0 | \$0 | 5.1000 | \$1,459 | \$3,175 |
| Kingston School District [Ind. Personal] | \$3,700 | 0.0000 | \$0 | 0 | \$0 | 5.1000 | \$19 | \$19 |
| Totals | \$102,878,482 | | \$524,923 | | \$0 | | \$524,680 | \$1,049,603 |
| Marlette School District [Non-PRE] | \$2,651,431 | 18.0000 | \$47,726 | 0 | \$0 | 1.4000 | \$3,712 | \$51,438 |
| Marlette School District [PRE] | \$16,493,326 | 0.0000 | \$0 | 0 | \$0 | 1.4000 | \$23,091 | \$23,091 |
| Marlette School District [Com. Personal] | \$308,700 | 6.0000 | \$1,852 | 0 | \$0 | 1.4000 | \$432 | \$2,284 |
| Marlette School District [Ind. Personal] | \$0 | 0.0000 | \$0 | 0 | \$0 | 1.4000 | \$0 | \$0 |
| Totals | \$19,453,457 | | \$49,578 | | \$0 | | \$27,235 | \$76,813 |
| Mayville School District [Non-PRE] | \$37,909,339 | 17.0765 | \$647,359 | 0 | \$0 | 5.4000 | \$204,710 | \$852,069 |
| Mayville School District [PRE] | \$118,451,652 | 0.0000 | \$0 | 0 | \$0 | 5.4000 | \$639,639 | \$639,639 |
| Mayville School District [Com. Personal] | \$1,107,800 | 5.0765 | \$5,624 | 0 | \$0 | 5.4000 | \$5,982 | \$11,606 |
| Mayville School District [Ind. Personal] | \$26,830 | 0.0000 | \$0 | 0 | \$0 | 5.4000 | \$145 | \$145 |
| Totals | \$157,495,621 | | \$652,983 | | \$0 | | \$850,476 | \$1,503,459 |
| Millington School District [Non-PRE] | \$42,939,627 | 18.0000 | \$772,913 | 0 | \$0 | 2.9459 | \$126,496 | \$899,409 |
| Millington School District [PRE] | \$184,726,214 | 0.0000 | \$0 | 0 | \$0 | 2.9459 | \$544,185 | \$544,185 |
| Millington School District [Com. Personal] | \$1,142,200 | 6.0000 | \$6,853 | 0 | \$0 | 2.9459 | \$3,365 | \$10,218 |
| Millington School District [Ind. Personal] | \$677,160 | 0.0000 | \$0 | 0 | \$0 | 2.9459 | \$1,995 | \$1,995 |
| Totals | \$229,485,201 | | \$779,766 | | \$0 | | \$676,040 | \$1,455,807 |
| Owendale-Gagetown School District [Non-PRE] | \$4,576,911 | 18.0000 | \$82,384 | 0 | \$0 | 2.1300 | \$9,749 | \$92,133 |
| Owendale-Gagetown School District [PRE] | \$23,801,618 | 0.0000 | \$0 | 0 | \$0 | 2.1300 | \$50,697 | \$50,697 |
| Owendale-Gagetown School District [Com. Personal] | \$252,600 | 6.0000 | \$1,516 | 0 | \$0 | 2.1300 | \$538 | \$2,054 |
| Owendale-Gagetown School District [Ind. Personal] | \$5,320,800 | 0.0000 | \$0 | 0 | \$0 | 2.1300 | \$11,333 | \$11,333 |
| Totals | \$33,951,929 | | \$83,900 | | \$0 | | \$72,318 | \$156,218 |
| Reese School District [Non-PRE] | \$34,712,980 | 18.0000 | \$624,834 | 0 | \$0 | 3.9000 | \$135,381 | \$760,214 |
| Reese School District [PRE] | \$121,997,287 | 0.0000 | \$0 | 0 | \$0 | 3.9000 | \$475,789 | \$475,789 |
| Reese School District [Com. Personal] | \$490,500 | 6.0000 | \$2,943 | 0 | \$0 | 3.9000 | \$1,913 | \$4,856 |
| Reese School District [Ind. Personal] | \$31,678,900 | 0.0000 | \$0 | 0 | \$0 | 3.9000 | \$123,548 | \$123,548 |
| Totals | \$188,879,667 | | \$627,777 | | \$0 | | \$736,631 | \$1,364,407 |
| Unionville-Sebewaing School District [Non-PRE] | \$31,816,276 | 18.0000 | \$572,693 | 0 | \$0 | 5.7200 | \$181,989 | \$754,682 |
| Unionville-Sebewaing School District [PRE] | \$174,396,642 | 0.0000 | \$0 | 0 | \$0 | 5.7200 | \$997,549 | \$997,549 |
| Unionville-Sebewaing School District [Com. Personal] | \$318,800 | 6.0000 | \$1,913 | 0 | \$0 | 5.7200 | \$1,824 | \$3,736 |
| Unionville-Sebewaing School District [Ind. Personal] | \$88,025,300 | 0.0000 | \$0 | 0 | \$0 | 5.7200 | \$503,505 | \$503,505 |
| Totals | \$294,557,018 | | \$574,606 | | \$0 | | \$1,684,866 | \$2,259,472 |
| Vassar School District [Non-PRE] | \$51,827,134 | 17.8741 | \$926,363 | 0 | \$0 | 3.0000 | \$155,481 | \$1,081,845 |
| Vassar School District [PRE] | \$204,873,251 | 0.0000 | \$0 | 0 | \$0 | 3.0000 | \$614,620 | \$614,620 |
| Vassar School District [Com. Personal] | \$3,204,050 | 5.8741 | \$18,821 | 0 | \$0 | 3.0000 | \$9,612 | \$28,433 |
| Vassar School District [Ind. Personal] | \$27,570,720 | 0.0000 | \$0 | 0 | \$0 | 3.0000 | \$82,712 | \$82,712 |
| Totals | \$287,475,155 | | \$945,184 | | \$0 | | \$862,425 | \$1,807,610 |